



PREFEITURA DE
SÃO JOSÉ DO RIO CLARO

MaxRussi
Deputado Estadual

CÂMARA MUNICIPAL DE
SÃO JOSÉ DO RIO CLARO-MT

SEESP
SECRETARIA MUNICIPAL DE
ESPORTE E LAZER

MOTOCROSS LEMAMT - 2a Etapa

50cc / 65cc

S. J. do Rio Claro/MT 0,900 Km

Corrida

14/07/2024 09:30

Corrida iniciado em 9:47:38

Lap	Lap Tm	Diff	Time of Day
(20) LUCAS PIETRO			
1	1:18.678	+1.243	9:49:50.257
2	1:19.667	+2.232	9:51:09.924
3	1:17.435		9:52:27.359
4	1:22.210	+4.775	9:53:49.569
5	1:21.226	+3.791	9:55:10.795
6	1:19.052	+1.617	9:56:29.847
7	1:20.327	+2.892	9:57:50.174
8	1:20.234	+2.799	9:59:10.408

Lap	Lap Tm	Diff	Time of Day
(52) MATHEUS RIBEIRO			
1	1:21.120	+0.236	9:49:54.879
2	1:22.216	+1.332	9:51:17.095
3	1:22.996	+2.112	9:52:40.091
4	1:20.884		9:54:00.975
5	1:24.646	+3.762	9:55:25.621
6	1:27.131	+6.247	9:56:52.752
7	1:25.472	+4.588	9:58:18.224
8	1:22.254	+1.370	9:59:40.478

Lap	Lap Tm	Diff	Time of Day
(146) MAURO DIAS			
1	1:26.926	+5.902	9:50:03.206
2	1:24.773	+3.749	9:51:27.979
3	1:24.449	+3.425	9:52:52.428
4	1:24.169	+3.145	9:54:16.597
5	1:24.201	+3.177	9:55:40.798
6	1:27.125	+6.101	9:57:07.923
7	1:24.481	+3.457	9:58:32.404
8	1:21.024		9:59:53.428

Lap	Lap Tm	Diff	Time of Day
(722) OTÁVIO FELIX			
1	1:29.575	+2.711	9:50:09.023
2	1:26.864		9:51:35.887
3	1:28.610	+1.746	9:53:04.497
4	1:31.178	+4.314	9:54:35.675
5	1:32.465	+5.601	9:56:08.140
6	1:29.922	+3.058	9:57:38.062
7	1:28.893	+2.029	9:59:06.955
8	1:29.914	+3.050	10:00:36.869

Lap	Lap Tm	Diff	Time of Day
(49) ENZO GABRIEL			
1	1:29.096		9:50:09.595
2	2:10.975	+41.879	9:52:20.570
3	1:29.766	+0.670	9:53:50.336
4	1:30.600	+1.504	9:55:20.936
5	1:31.286	+2.190	9:56:52.222
6	1:32.197	+3.101	9:58:24.419
7	1:29.562	+0.466	9:59:53.981

Lap	Lap Tm	Diff	Time of Day
(85) GUSAVO FERRARETTO			
1	1:40.278	+7.292	9:50:25.290
2	1:36.560	+3.574	9:52:01.850
3	1:34.994	+2.008	9:53:36.844
4	1:34.255	+1.269	9:55:11.099
5	1:32.986		9:56:44.085
6	1:39.957	+6.971	9:58:24.042
7	1:34.337	+1.351	9:59:58.379

Lap	Lap Tm	Diff	Time of Day
(357) AYLLA PENHA			
1	1:41.202	+4.843	9:50:32.791
2	1:43.959	+7.600	9:52:16.750
3	1:39.009	+2.650	9:53:55.759
4	1:38.380	+2.021	9:55:34.139
5	1:38.276	+1.917	9:57:12.415
6	1:39.839	+3.480	9:58:52.254

Lap	Lap Tm	Diff	Time of Day
7	1:36.359		10:00:28.613

Lap	Lap Tm	Diff	Time of Day
(52) PEDRO RIBEIRO			
1	1:53.351	+5.896	9:50:56.022
2	1:47.455		9:52:43.477
3	1:48.983	+1.528	9:54:32.460
4	1:52.942	+5.487	9:56:25.402
5	1:57.892	+10.437	9:58:23.294
6	1:52.785	+5.330	10:00:16.079

Lap	Lap Tm	Diff	Time of Day
(171) YAN GABRIEL			
1	1:42.325	+9.742	9:50:31.695
2	1:34.208	+1.625	9:52:05.903
3	1:32.583		9:53:38.486
4	3:19.270	+1:46.687	9:56:57.756
5	2:08.180	+35.597	9:59:05.936
6	1:33.535	+0.952	10:00:39.471

Lap	Lap Tm	Diff	Time of Day
(91) BERNARDO JACOB			
1	2:49.849		9:52:16.517
2	2:53.735	+3.886	9:55:10.252
3	3:56.995	+1:07.146	9:59:07.247

Lap	Lap Tm	Diff	Time of Day
(333) PEDRO FERRARETO			
1	2:34.400		9:53:40.036
2	4:52.812	+2:18.412	9:58:32.848

Cronometragem: MARCOS A. MANCINI - Diretor de Prova: JOCEMIR ZAMBONI

Orbits





PREFEITURA DE
SÃO JOSÉ DO RIO CLARO

Max Russi
Deputado Estadual

CÂMARA MUNICIPAL DE
SÃO JOSÉ DO RIO CLARO-MT

SEESP
SECRETARIA MUNICIPAL DE ESPORTE E LAZER

MOTOCROSS LEMAMT - 2a Etapa

Classificado por voltas

50cc / 65cc

S. J. do Rio Claro/MT 0,900 Km

Corrida

14/07/2024 09:30

Corrida iniciado em 9:47:38

POS	NUM	PILOTO	CATEGORIA	VOLTAS	DIF LÍDER	MOTO	CIDADE	PATROCINADOR/EQUIPE
1	20	LUCAS PIETRO	65CC	8		GASGAS	CAMPO NOVO DO PAI	LP PINTURAS-MEGA PRÉ MOLDADO-SUL TINTAS-RM MOTOS-
2	52	MATHEUS RIBEIRO	65CC	8	30.070	YAMAHA	LUCAS DO RIO VERDI	AMERICA RACING
3	146	MAURO DIAS	65CC	8	43.020	KAWASAKI	SÃO JOSÉ DO RIO CL	MADPRO-CARDOSO AUTOPEÇAS-MÃE TROCINIO
4	722	OTÁVIO FELIX	50CC/65CC	8	1:26.461	KTM	SÃO JOSÉ DO RIO CL	POSTO DE MOLAS ALVORADA-EDSON LAVAJATO
5	49	ENZO GABRIEL	50CC/65CC	7	1 Volta	KTM	SÃO JOSÉ DO RIO CL	RV SERVIÇOS E LOCAÇÃO DE MÁQUINAS-RETIFICA DO FAB II
6	85	GUSAVO FERRARETTO	65CC	7	1 Volta	KAWASAKI	ALTA FLORESTA	AMAZÔNIA METAL
7	357	AYLLA PENHA	50CC	7	1 Volta	KTM	TAPURAH	CENTRO AUTOMOTIVO AYCAR-IDEAL CALHAS-PINGUIM MOT
8	52	PEDRO RIBEIRO	50CC	6	2 Voltas	KTM	LUCAS DO RIO VERDI	AMERICA RACING
9	171	YAN GABRIEL	65CC	6	2 Voltas	KTM	CAMPO NOVO DO PAI	
10	91	BERNARDO JACOB	50CC	3	5 Voltas	HONDA	DIAMANTINO	HIDRÁULICA LEAL
11	333	PEDRO FERRARETO	50CC	2	6 Voltas	HONDA	ALTA FLORESTA	AMAZÔNIA METAL

Margem da Vitoria

velocidade Media

Tempo Melhor volta

Melhor Veloc.

Melhor Volta por..

30.070

37,470


1:17.435

41,842

20 - LUCAS PIETRO

Cronometragem: MARCOS A. MANCINI - Diretor de Prova: JOCEMIR ZAMBONI

Orbits





PREFEITURA DE
SÃO JOSÉ DO RIO CLARO

Max Russi
Deputado Estadual

CÂMARA MUNICIPAL DE
SÃO JOSÉ DO RIO CLARO-MT

SEESP
SECRETARIA MUNICIPAL DE
ESPORTE E LAZER

MOTOCROSS LEMAMT - 2a Etapa


FEMININA

S. J. do Rio Claro/MT 0,900 Km

Corrida

14/07/2024 12:00

Corrida iniciado em 13:00:40



Lap	Lap Tm	Diff	Time of Day
(9) TATIANE CRISTINA			
1	1:10.887	+1.768	13:02:39.306
2	1:12.474	+3.355	13:03:51.780
3	1:10.907	+1.788	13:05:02.687
4	1:09.119		13:06:11.806
5	1:10.040	+0.921	13:07:21.846
6	1:10.737	+1.618	13:08:32.583
7	1:12.257	+3.138	13:09:44.840
8	1:11.680	+2.561	13:10:56.520
9	1:15.461	+6.342	13:12:11.981

Lap	Lap Tm	Diff	Time of Day
(281) ANA MARIA CARAN			
1	1:11.121	+0.437	13:02:38.286
2	1:12.139	+1.455	13:03:50.425
3	1:11.795	+1.111	13:05:02.220
4	1:11.827	+1.143	13:06:14.047
5	1:10.684		13:07:24.731
6	1:15.631	+4.947	13:08:40.362
7	1:16.093	+5.409	13:09:56.455
8	1:15.195	+4.511	13:11:11.650
9	1:18.013	+7.329	13:12:29.663

Lap	Lap Tm	Diff	Time of Day
(69) VANESSA BARRA			
1	1:16.094	+1.660	13:02:47.472
2	1:14.460	+0.026	13:04:01.932
3	1:16.397	+1.963	13:05:18.329
4	1:14.434		13:06:32.763
5	1:16.427	+1.993	13:07:49.190
6	1:15.326	+0.892	13:09:04.516
7	1:17.883	+3.449	13:10:22.399
8	1:16.584	+2.150	13:11:38.983
9	1:19.184	+4.750	13:12:58.167

Lap	Lap Tm	Diff	Time of Day
(559) CAMILA GOFFI			
1	1:16.794	+1.900	13:02:49.359
2	1:15.778	+0.884	13:04:05.137
3	1:16.256	+1.362	13:05:21.393
4	1:15.950	+1.056	13:06:37.343
5	1:16.721	+1.827	13:07:54.064
6	1:18.711	+3.817	13:09:12.775
7	1:17.375	+2.481	13:10:30.150
8	1:16.021	+1.127	13:11:46.171
9	1:14.894		13:13:01.065

Lap	Lap Tm	Diff	Time of Day
(21) THAYLA VITÓRIA			
1	1:17.207	+3.053	13:02:58.227
2	1:16.590	+2.436	13:04:14.817
3	1:16.009	+1.855	13:05:30.826
4	1:16.055	+1.901	13:06:46.881
5	1:14.939	+0.785	13:08:01.820
6	1:17.192	+3.038	13:09:19.012
7	1:14.713	+0.559	13:10:33.725
8	1:14.154		13:11:47.879
9	1:15.327	+1.173	13:13:03.206

Lap	Lap Tm	Diff	Time of Day
(78) LAURAPOULIANA			
1	1:21.917	+0.919	13:03:03.354
2	1:23.117	+2.119	13:04:26.471
3	1:21.768	+0.770	13:05:48.239
4	1:22.451	+1.453	13:07:10.690
5	1:20.998		13:08:31.688
6	1:22.976	+1.978	13:09:54.664
7	1:21.272	+0.274	13:11:15.936
8	1:24.267	+3.269	13:12:40.203

Lap	Lap Tm	Diff	Time of Day
(80) ÂNGELA GOFFI			
1	1:22.308		13:02:57.544
2	1:23.322	+1.014	13:04:20.866
3	1:22.769	+0.461	13:05:43.635
4	1:22.744	+0.436	13:07:06.379
5	1:23.014	+0.706	13:08:29.393
6	1:25.282	+2.974	13:09:54.675
7	1:35.516	+13.208	13:11:30.191
8	1:37.152	+14.844	13:13:07.343

Lap	Lap Tm	Diff	Time of Day
(27) JAQUELINE FERREIRA			
1	1:33.259	+6.657	13:03:14.156
2	1:30.113	+3.511	13:04:44.269
3	1:33.760	+7.158	13:06:18.029
4	1:31.442	+4.840	13:07:49.471
5	1:32.896	+6.294	13:09:22.367
6	1:27.084	+0.482	13:10:49.451
7	1:26.602		13:12:16.053

Lap	Lap Tm	Diff	Time of Day
(357) YASMIN PENHA			
1	1:30.082	+2.490	13:03:14.945
2	1:27.592		13:04:42.537
3	1:32.014	+4.422	13:06:14.551
4	1:31.008	+3.416	13:07:45.559
5	1:35.238	+7.646	13:09:20.797
6	1:30.382	+2.790	13:10:51.179
7	1:40.076	+12.484	13:12:31.255

Lap	Lap Tm	Diff	Time of Day
(101) SOFIA CORREA			
1	3:12.419	+1:15.225	13:05:15.055
2	1:57.194		13:07:12.249

Cronometragem: MARCOS A. MANCINI - Diretor de Prova: JOCEMIR ZAMBONI

Orbits





PREFEITURA DE
**SÃO JOSÉ DO
RIO CLARO**

MaxRussi
Deputado Estadual

CÂMARA MUNICIPAL DE
SÃO JOSÉ DO RIO CLARO-MT

SEESP
SECRETARIA MUNICIPAL DE
ESPORTE E LAZER

MOTOCROSS LEMAMT - 2a Etapa

Classificado por voltas

FEMININA

S. J. do Rio Claro/MT 0,900 Km

Corrida

14/07/2024 12:00

Corrida iniciado em 13:00:40

POS	NUM	PILOTO	CATEGORIA	VOLTAS	DIF LÍDER	MOTO	CIDADE	PATROCINADOR/EQUIPE
1	9	TATIANE CRISTINA	FEMININA	9		GASGAS	SORRISO	MASTER FILMS-TMX
2	281	ANA MARIA CARAN	FEMININA	9	17.682	YAMAHA	BARRA DO BUGRES	FAZ OURO PRETO-BARRA BEACH TENNIS
3	69	VANESSA BARRA	FEMININA	9	46.186	YAMAHA	JUARA	AUTO ESCOLA TAPURAH
4	559	CAMILA GOFFI	FEMININA	9	49.084	YAMAHA	SORRISO	AGRO DIRETO-CHICÃO MX SCHOOL
5	21	THAYLA VITÓRIA	FEMININA	9	51.225	HONDA	COLÍDER	NENOMOTOS-ANDRÉ DE FREITAS
6	78	LAURA POULIANA	FEMININA	8	1 Volta	HONDA	PARANAITA	RETOCAR VEÍCULOS
7	80	ÂNGELA GOFFI	FEMININA	8	1 Volta	YAMAHA	SORRISO	AGRO DIRETO-CHICÃO MX SCHOOL
8	27	JAQUELINE FERREIRA	FEMININA	7	2 Voltas	HONDA	ARAPUTANGA	
9	357	YASMIN PENHA	FEMININA	7	2 Voltas	HONDA	TAPURAH	AUTO CENTER AYCAR
10	101	SOFIA CORREA	FEMININA	2	7 Voltas	HONDA	LUCAS DO RIO VERDI	PIT STOP DUAS RODAS

Margem da Vitoria

velocidade Media

Tempo Melhor volta

Melhor Veloc.

Melhor Volta por..

17.682

42,182


1:09.119

46,876

9 - TATIANE CRISTINA

Cronometragem: MARCOS A. MANCINI - Diretor de Prova: JOCEMIR ZAMBONI

Orbits





MOTOCROSS LEMAMT - 2a Etapa

IMPORTADA INICIANTES

S. J. do Rio Claro/MT 0,900 Km

Corrida

14/07/2024 11:00

Corrida iniciado em 11:12:09

Lap	Lap Tm	Diff	Time of Day
(511) GUILHERME FERREIRA			
1	59.518	+4.914	11:13:53.869
2	58.404	+3.800	11:14:52.273
3	56.671	+2.067	11:15:48.944
4	56.019	+1.415	11:16:44.963
5	55.466	+0.862	11:17:40.429
6	55.391	+0.787	11:18:35.820
7	55.008	+0.404	11:19:30.828
8	54.604		11:20:25.432
9	55.048	+0.444	11:21:20.480
10	55.485	+0.881	11:22:15.965
11	56.917	+2.313	11:23:12.882
12	55.392	+0.788	11:24:08.274
13	56.234	+1.630	11:25:04.508
14	56.471	+1.867	11:26:00.979
15	55.593	+0.989	11:26:56.572

Lap	Lap Tm	Diff	Time of Day
(15) MATEUS VIEIRA			
1	57.431	+2.425	11:13:46.939
2	56.164	+1.158	11:14:43.103
3	56.309	+1.303	11:15:39.412
4	56.500	+1.494	11:16:35.912
5	55.875	+0.869	11:17:31.787
6	55.006		11:18:26.793
7	55.835	+0.829	11:19:22.628
8	55.562	+0.556	11:20:18.190
9	55.225	+0.219	11:21:13.415
10	57.193	+2.187	11:22:10.608
11	55.946	+0.940	11:23:06.554
12	56.111	+1.105	11:24:02.665
13	55.850	+0.844	11:24:58.515
14	56.612	+1.606	11:25:55.127
15	1:07.114	+12.108	11:27:02.241

Lap	Lap Tm	Diff	Time of Day
(7) THIAGO MORI			
1	1:00.359	+2.782	11:13:53.514
2	57.754	+0.177	11:14:51.268
3	57.577		11:15:48.845
4	58.014	+0.437	11:16:46.859
5	57.720	+0.143	11:17:44.579
6	58.851	+1.274	11:18:43.430
7	59.297	+1.720	11:19:42.727
8	58.369	+0.792	11:20:41.096
9	58.822	+1.245	11:21:39.918
10	59.755	+2.178	11:22:39.673
11	59.552	+1.975	11:23:39.225
12	59.157	+1.580	11:24:38.382
13	59.226	+1.649	11:25:37.608
14	1:00.205	+2.628	11:26:37.813
15	1:00.493	+2.916	11:27:38.306

Lap	Lap Tm	Diff	Time of Day
(9) RIAN PIOVESAN			
1	1:01.872	+4.749	11:13:57.160
2	1:00.243	+3.120	11:14:57.403
3	58.678	+1.555	11:15:56.081
4	59.148	+2.025	11:16:55.229
5	57.123		11:17:52.352
6	58.557	+1.434	11:18:50.909
7	58.844	+1.721	11:19:49.753
8	59.236	+2.113	11:20:48.989
9	59.505	+2.382	11:21:48.494
10	59.778	+2.655	11:22:48.272
11	59.969	+2.846	11:23:48.241
12	58.923	+1.800	11:24:47.164
13	1:00.858	+3.735	11:25:48.022

Lap	Lap Tm	Diff	Time of Day
14	1:01.440	+4.317	11:26:49.462
15	1:02.287	+5.164	11:27:51.749
(18) ELIANDRO JÚNIOR			
1	1:01.680	+3.346	11:13:55.595
2	1:00.817	+2.483	11:14:56.412
3	1:01.747	+3.413	11:15:58.159
4	59.717	+1.383	11:16:57.876
5	58.932	+0.598	11:17:56.808
6	58.334		11:18:55.142
7	59.044	+0.710	11:19:54.186
8	59.680	+1.346	11:20:53.866
9	59.794	+1.460	11:21:53.660
10	1:00.274	+1.940	11:22:53.934
11	58.868	+0.534	11:23:52.802
12	1:00.117	+1.783	11:24:52.919
13	1:02.473	+4.139	11:25:55.392
14	1:00.142	+1.808	11:26:55.534
15	58.891	+0.557	11:27:54.425

Lap	Lap Tm	Diff	Time of Day
(137) OTAVIO GIACOMET			
1	1:00.756	+2.414	11:13:51.296
2	59.898	+1.556	11:14:51.194
3	1:00.838	+2.496	11:15:52.032
4	1:01.905	+3.563	11:16:53.937
5	59.935	+1.593	11:17:53.872
6	1:00.415	+2.073	11:18:54.287
7	1:00.163	+1.821	11:19:54.450
8	1:02.110	+3.768	11:20:56.560
9	1:00.024	+1.682	11:21:56.584
10	58.582	+0.240	11:22:55.166
11	59.993	+1.651	11:23:55.159
12	1:00.828	+2.486	11:24:55.987
13	1:01.336	+2.994	11:25:57.323
14	58.342		11:26:55.665
15	1:02.839	+4.497	11:27:58.504

Lap	Lap Tm	Diff	Time of Day
(34) MATEUS GIORDANI			
1	1:02.073	+2.777	11:13:58.031
2	1:00.460	+1.164	11:14:58.491
3	1:00.512	+1.216	11:15:59.003
4	1:02.178	+2.882	11:17:01.181
5	1:01.132	+1.836	11:18:02.313
6	59.824	+0.528	11:19:02.137
7	59.341	+0.045	11:20:01.478
8	59.559	+0.263	11:21:01.037
9	59.296		11:22:00.333
10	1:00.730	+1.434	11:23:01.063
11	1:00.487	+1.191	11:24:01.550
12	1:02.472	+3.176	11:25:04.022
13	1:00.273	+0.977	11:26:04.295
14	1:01.084	+1.788	11:27:05.379

Lap	Lap Tm	Diff	Time of Day
(299) BRUNO DOS SANTOS			
1	1:01.571	+1.951	11:13:55.153
2	1:00.583	+0.963	11:14:55.736
3	59.658	+0.038	11:15:55.394
4	1:02.863	+3.243	11:16:58.257
5	1:00.489	+0.869	11:17:58.746
6	59.770	+0.150	11:18:58.516
7	59.620		11:19:58.136
8	59.952	+0.332	11:20:58.088
9	1:00.612	+0.992	11:21:58.700
10	1:00.545	+0.925	11:22:59.245
11	1:01.912	+2.292	11:24:01.157
12	1:03.939	+4.319	11:25:05.096

Lap	Lap Tm	Diff	Time of Day
13	1:02.909	+3.289	11:26:08.005
14	1:02.327	+2.707	11:27:10.332
(91) NIEDSON DA SILVA			
1	1:01.620	+0.841	11:13:56.067
2	1:00.779		11:14:56.846
3	1:02.983	+2.204	11:15:59.829
4	1:03.321	+2.542	11:17:03.150
5	1:01.100	+0.321	11:18:04.250
6	1:02.243	+1.464	11:19:06.493
7	1:01.375	+0.596	11:20:07.868
8	1:01.140	+0.361	11:21:09.008
9	1:02.445	+1.666	11:22:11.453
10	1:02.588	+1.809	11:23:14.041
11	1:03.670	+2.891	11:24:17.711
12	1:00.942	+0.163	11:25:18.653
13	1:00.797	+0.018	11:26:19.450
14	1:00.827	+0.048	11:27:20.277

Lap	Lap Tm	Diff	Time of Day
(7) HIAGO SOUSA			
1	1:00.324	+0.154	11:13:52.959
2	1:10.995	+10.825	11:15:03.954
3	1:00.170		11:16:04.124
4	1:00.939	+0.769	11:17:05.063
5	1:00.213	+0.043	11:18:05.276
6	1:00.464	+0.294	11:19:05.740
7	1:01.285	+1.115	11:20:07.025
8	1:01.477	+1.307	11:21:08.502
9	1:02.484	+2.314	11:22:10.986
10	1:01.485	+1.315	11:23:12.471
11	1:02.166	+1.996	11:24:14.637
12	1:02.837	+2.667	11:25:17.474
13	1:01.362	+1.192	11:26:18.836
14	1:01.729	+1.559	11:27:20.565

Lap	Lap Tm	Diff	Time of Day
(9) MÁRCIO GABRIEL			
1	1:03.392		11:14:14.789
2	1:04.682	+1.290	11:15:19.471
3	1:04.961	+1.569	11:16:24.432
4	1:09.044	+5.652	11:17:33.476
5	1:09.434	+6.042	11:18:42.910
6	1:10.317	+6.925	11:19:53.227
7	1:18.577	+15.185	11:21:11.804
8	1:27.816	+24.424	11:22:39.620

Lap	Lap Tm	Diff	Time of Day
(440) ADALBERTO MACHADO			
1	1:02.626	+1.708	11:13:54.591
2	1:00.918		11:14:55.509
3	1:03.031	+2.113	11:15:58.540
4	1:02.399	+1.481	11:17:00.939
5	1:01.327	+0.409	11:18:02.266
6	1:04.425	+3.507	11:19:06.691
7	1:15.133	+14.215	11:20:21.824

Lap	Lap Tm	Diff	Time of Day
(66) ITALO CARMINATTI			
1	1:17.414	+1.860	11:14:20.553
2	1:15.554		11:15:36.107
3	4:06.307	+2:50.753	11:19:42.414

Cronometragem: MARCOS A. MANCINI - Diretor de Prova: JOCEMIR ZAMBONI

Orbits





PREFEITURA DE
SÃO JOSÉ DO RIO CLARO

MaxRussi
Deputado Estadual

CÂMARA MUNICIPAL DE
SÃO JOSÉ DO RIO CLARO-MT

SEESP
SECRETARIA MUNICIPAL DE ESPORTE E LAZER

MOTOCROSS LEMAMT - 2a Etapa

Classificado por voltas

IMPORTADA INICIANTES

S. J. do Rio Claro/MT 0,900 Km

Corrida

14/07/2024 11:00

Corrida iniciado em 11:12:09

POS	NUM	PILOTO	CATEGORIA	VOLTAS	DIF LÍDER	MOTO	CIDADE	PATROCINADOR/EQUIPE
1	511	GUILHERME FERREIRA	IMP INIC	15		KTM	BRASNORTE	KTM PRO TORK-PREF DE BRASNORTE
2	15	MATEUS VIEIRA	IMP INIC	15	5.669	KAWASAKI	JUARA	VIA AUTO SERVIC-ESTANCIA M6
3	7	THIAGO MORI	IMP INIC	15	41.734	YAMAHA	NOVA MUTUM	
4	9	RIAN PIOVESAN	IMP INIC	15	55.177	KAWASAKI	JAPURANA	FÉRINHA TEM DE TUDO
5	18	ELIANDRO JÚNIOR	IMP INIC	15	57.853	HONDA	SINOP	
6	137	OTAVIO GIACOMET	IMP INIC	15	1:01.932	YAMAHA	CAMPO NOVO DO PAÍ	PG EMPREENDIMENTOS IMOBILIÁRIOS-VIA GARDEM
7	34	MATEUS GIORDANI	IMP INIC	14	1 Volta	YAMAHA	LUCAS DO RIO VERDI	VIVEIRO SEMPRE VERDE-MAIS PRODUTOS PRA JARDINAGEM
8	299	BRUNO DOS SANTOS	IMP INIC	14	1 Volta	KAWASAKI	DIAMANTINO	MULTICAR-NEWTECH-HOTEL KAYABI-TERRA AGRÍCOLA-GUT
9	91	NIEDSON DA SILVA	IMP INIC	14	1 Volta	HONDA	DIAMANTINO	HIDRÁULICA LEAL
10	7	HIAGO SOUSA	IMP INIC	14	1 Volta	YAMAHA	JUÍNA	EXPRESSO LAVA JATO
11	9	MÁRCIO GABRIEL	IMP INIC	8	7 Voltas	HONDA	NOVA MUTUM	MUTUM POÇO
12	440	ADALBERTO MACHADO	IMP INIC	7	8 Voltas	YAMAHA	VILHENA	POSTO DE MOLAS ROMA

Não classificado (50% = 7 Voltas)

66	ITALO CARMINATTI	IMP INIC	3	2 Voltas	HONDA	CAMPO NOVO DO PAÍ	BALANÇAS PRECISÃO
----	------------------	----------	---	----------	-------	-------------------	-------------------

Margem da Vitoria

velocidade Media

Tempo Melhor volta

Melhor Veloc.

Melhor Volta por..

5.669

54,801


54.604

59,336

511 - GUILHERME FERREIRA

Cronometragem: MARCOS A. MANCINI - Diretor de Prova: JOCEMIR ZAMBONI

Orbits





PREFEITURA DE
SÃO JOSÉ DO RIO CLARO

MaxRussi
Deputado Estadual

CÂMARA MUNICIPAL DE
SÃO JOSÉ DO RIO CLARO-MT
SEESP
SECRETARIA MUNICIPAL DE
ESPORTE E LAZER

MOTOCROSS LEMAMT - 2a Etapa

IMPORTADA MX 250

S. J. do Rio Claro/MT 0,900 Km

Corrida

14/07/2024 12:30

Corrida iniciado em 13:20:34

Lap	Lap Tm	Diff	Time of Day
(69) ROMÁRIO ROSA			
1	56.589	+0.524	13:22:09.893
2	56.263	+0.198	13:23:06.156
3	56.201	+0.136	13:24:02.357
4	56.761	+0.696	13:24:59.118
5	56.571	+0.506	13:25:55.689
6	56.683	+0.618	13:26:52.372
7	56.065		13:27:48.437
8	56.299	+0.234	13:28:44.736
9	56.786	+0.721	13:29:41.522
10	56.521	+0.456	13:30:38.043
11	57.410	+1.345	13:31:35.453
12	57.280	+1.215	13:32:32.733
13	56.751	+0.686	13:33:29.484
14	57.915	+1.850	13:34:27.399
15	58.446	+2.381	13:35:25.845
16	58.618	+2.553	13:36:24.663
17	1:00.354	+4.289	13:37:24.817

Lap	Lap Tm	Diff	Time of Day
(333) ANDRÉ SÓCIO			
1	59.915	+4.236	13:22:18.574
2	58.126	+2.447	13:23:16.700
3	56.742	+1.063	13:24:13.442
4	56.705	+1.026	13:25:10.147
5	56.102	+0.423	13:26:06.249
6	55.756	+0.077	13:27:02.005
7	56.184	+0.505	13:27:58.189
8	55.679		13:28:53.868
9	56.251	+0.572	13:29:50.119
10	56.614	+0.935	13:30:46.733
11	56.447	+0.768	13:31:43.180
12	56.359	+0.680	13:32:39.539
13	57.962	+2.283	13:33:37.501
14	1:07.397	+11.718	13:34:44.898
15	57.078	+1.399	13:35:41.976
16	57.953	+2.274	13:36:39.929
17	1:05.485	+9.806	13:37:45.414

Lap	Lap Tm	Diff	Time of Day
(137) JEAN BACH			
1	57.436		13:22:13.292
2	57.944	+0.508	13:23:11.236
3	57.948	+0.512	13:24:09.184
4	57.990	+0.554	13:25:07.174
5	57.794	+0.358	13:26:04.968
6	58.788	+1.352	13:27:03.756
7	58.772	+1.336	13:28:02.528
8	58.614	+1.178	13:29:01.142
9	58.111	+0.675	13:29:59.253
10	59.419	+1.983	13:30:58.672
11	58.956	+1.520	13:31:57.628
12	58.569	+1.133	13:32:56.197
13	58.505	+1.069	13:33:54.702
14	59.524	+2.088	13:34:54.226
15	58.569	+1.133	13:35:52.795
16	58.549	+1.113	13:36:51.344
17	57.871	+0.435	13:37:49.215

Lap	Lap Tm	Diff	Time of Day
(511) GUILHERME FERREIRA			
1	1:00.103	+4.061	13:22:19.599
2	59.101	+3.059	13:23:18.700
3	56.042		13:24:14.742
4	56.367	+0.325	13:25:11.109
5	56.121	+0.079	13:26:07.230
6	57.083	+1.041	13:27:04.313
7	58.985	+2.943	13:28:03.298

Lap	Lap Tm	Diff	Time of Day
8	58.339	+2.297	13:29:01.637
9	57.941	+1.899	13:29:59.578
10	59.330	+3.288	13:30:58.908
11	59.015	+2.973	13:31:57.923
12	58.804	+2.762	13:32:56.727
13	58.273	+2.231	13:33:55.000
14	59.739	+3.697	13:34:54.739
15	58.235	+2.193	13:35:52.974
16	58.773	+2.731	13:36:51.747
17	57.785	+1.743	13:37:49.532

Lap	Lap Tm	Diff	Time of Day
(18) ELIANDRO JÚNIOR			
1	58.916	+1.135	13:22:15.073
2	57.913	+0.132	13:23:12.986
3	57.781		13:24:10.767
4	58.238	+0.457	13:25:09.005
5	59.480	+1.699	13:26:08.485
6	58.973	+1.192	13:27:07.458
7	59.347	+1.566	13:28:06.805
8	58.881	+1.100	13:29:05.686
9	59.807	+2.026	13:30:05.493
10	1:00.380	+2.599	13:31:05.873
11	1:00.794	+3.013	13:32:06.667
12	59.297	+1.516	13:33:05.964
13	59.270	+1.489	13:34:05.234
14	58.281	+0.500	13:35:03.515
15	58.804	+1.023	13:36:02.319
16	58.560	+0.779	13:37:00.879
17	58.202	+0.421	13:37:59.081

Lap	Lap Tm	Diff	Time of Day
(7) THIAGO MORI			
1	1:00.648	+3.542	13:22:20.936
2	1:00.097	+2.991	13:23:21.033
3	58.838	+1.732	13:24:19.871
4	58.981	+1.875	13:25:18.852
5	58.779	+1.673	13:26:17.631
6	58.282	+1.176	13:27:15.913
7	57.835	+0.729	13:28:13.748
8	58.834	+1.728	13:29:12.582
9	58.549	+1.443	13:30:11.131
10	58.021	+0.915	13:31:09.152
11	59.352	+2.246	13:32:08.504
12	59.122	+2.016	13:33:07.626
13	59.071	+1.965	13:34:06.697
14	58.151	+1.045	13:35:04.848
15	58.304	+1.198	13:36:03.152
16	59.320	+2.214	13:37:02.472
17	57.106		13:37:59.578

Lap	Lap Tm	Diff	Time of Day
(984) ALEX FASSBINDER			
1	1:02.565	+3.813	13:22:20.289
2	1:00.537	+1.785	13:23:20.826
3	1:00.013	+1.261	13:24:20.839
4	58.752		13:25:19.591
5	59.494	+0.742	13:26:19.085
6	59.280	+0.528	13:27:18.365
7	1:00.031	+1.279	13:28:18.396
8	1:00.408	+1.656	13:29:18.804
9	1:00.952	+2.200	13:30:19.756
10	1:01.283	+2.531	13:31:21.039
11	1:01.419	+2.667	13:32:22.458
12	1:00.647	+1.895	13:33:23.105
13	1:00.760	+2.008	13:34:23.865
14	1:00.401	+1.649	13:35:24.266
15	1:02.847	+4.095	13:36:27.113
16	1:00.636	+1.884	13:37:27.749

Lap	Lap Tm	Diff	Time of Day
(440) ADALBERTO MACHADO			
1	1:01.015		13:22:18.265
2	1:02.572	+1.557	13:23:20.837
3	1:04.036	+3.021	13:24:24.873
4	1:04.840	+3.825	13:25:29.713
5	1:02.761	+1.746	13:26:32.474
6	1:04.031	+3.016	13:27:36.505
7	1:05.576	+4.561	13:28:42.081
8	1:07.258	+6.243	13:29:49.339
9	1:07.997	+6.982	13:30:57.336
10	1:12.837	+11.822	13:32:10.173
11	1:42.209	+41.194	13:33:52.382
12	1:25.220	+24.205	13:35:17.602
13	1:27.667	+26.652	13:36:45.269
14	1:16.612	+15.597	13:38:01.881

Lap	Lap Tm	Diff	Time of Day
(9) RIAN PIOVESAN			
1	1:01.507	+2.830	13:22:19.474
2	58.677		13:23:18.151
3	59.931	+1.254	13:24:18.082
4	1:00.397	+1.720	13:25:18.479
5	1:05.589	+6.912	13:26:24.068
6	1:19.869	+21.192	13:27:43.937
7	1:31.639	+32.962	13:29:15.576
8	1:37.577	+38.900	13:30:53.153
9	1:37.880	+39.203	13:32:31.033
10	1:44.311	+45.634	13:34:15.344
11	1:37.701	+39.024	13:35:53.045
12	1:43.099	+44.422	13:37:36.144

Lap	Lap Tm	Diff	Time of Day
(7) FELIPE MENDONÇA			
1	1:09.115	+8.564	13:22:24.336
2	1:00.551		13:23:24.887
3	1:02.102	+1.551	13:24:26.989
4	1:01.293	+0.742	13:25:28.282
5	1:05.080	+4.529	13:26:33.362

Cronometragem: MARCOS A. MANCINI - Diretor de Prova: JOCEMIR ZAMBONI

Orbits





PREFEITURA DE
SÃO JOSÉ DO RIO CLARO

MaxRussi
Deputado Estadual

CÂMARA MUNICIPAL DE
SÃO JOSÉ DO RIO CLARO-MT

SEESP
SECRETARIA MUNICIPAL DE ESPORTE E LAZER

MOTOCROSS LEMAMT - 2a Etapa

Classificado por voltas

IMPORTADA MX 250

S. J. do Rio Claro/MT 0,900 Km

Corrida

14/07/2024 12:30

Corrida iniciado em 13:20:34

POS	NUM	PILOTO	CATEGORIA	VOLTAS	DIF LÍDER	MOTO	CIDADE	PATROCINADOR/EQUIPE
1	69	ROMÁRIO ROSA	MX 250	17		YAMAHA	JUARA	AUTO ESCOLA TAPURAH
2	333	ANDRE SÓCIO	MX 250	17	20.597	KAWASAKI	ALTA FLORESTA	GOHAN SUSHI
3	137	JEAN BACH	MX 250	17	24.398	KAWASAKI	CAMP O NO VO D O PA F	PG IMÓVEIS-REAL AUTO POSTO-CARROFER
4	511	GUILHERME FERREIRA	MX 250	17	24.715	KTM	BRASNORTE	KTM PRO TORK-PREF DE BRASNORTE
5	18	ELIANDRO JÚNIOR	MX 250	17	34.264	HONDA	SINOP	
6	7	THIAGO MORI	MX 250	17	34.761	YAMAHA	NOVA MUTUM	PROSOJA-ESPAÇO MOTO CENTER
7	984	ALEX FASBINDER	MX 250	16	1 Volta	YAMAHA	SINOP	AGROBOI NUTRIÇÃO ANIMAL
8	440	ADALBERTO MACHADO	MX 250	14	3 Voltas	YAMAHA	VILHENA	POSTO DE MOLAS ROMA
9	9	RIAN PIOVESAN	MX 250	12	5 Voltas	KAWASAKI	JAPURANA	TEM TUDO CELULARES

Não classificado (50% = 8 Voltas)

7 FELIPE MENDONÇA MX 250 5 12 Voltas YAMAHA JUINA

Margem da Vitoria

velocidade Media

Tempo Melhor volta

Melhor Veloc.

Melhor Volta por..

20.597

54,518


55.679

58,191

333 - ANDRE SÓCIO

Cronometragem: MARCOS A. MANCINI - Diretor de Prova: JOCEMIR ZAMBONI

Orbits



MOTOCROSS LEMAMT - 2a Etapa

IMPORTADA MX ELITE

S. J. do Rio Claro/MT 0,900 Km

Corrida

14/07/2024 13:30

Corrida iniciado em 14:25:29

Lap	Lap Tm	Diff	Time of Day
(69) ROMÁRIO ROSA			
1	57.085	+1.146	14:27:06.265
2	57.354	+1.415	14:28:03.619
3	56.694	+0.755	14:29:00.313
4	56.015	+0.076	14:29:56.328
5	57.592	+1.653	14:30:53.920
6	55.939		14:31:49.859
7	56.499	+0.560	14:32:46.358
8	58.736	+2.797	14:33:45.094
9	58.613	+2.674	14:34:43.707
10	57.721	+1.782	14:35:41.428
11	57.754	+1.815	14:36:39.182
12	57.125	+1.186	14:37:36.307
13	57.793	+1.854	14:38:34.100
14	57.922	+1.983	14:39:32.022
15	58.475	+2.536	14:40:30.497
16	59.705	+3.766	14:41:30.202

Lap	Lap Tm	Diff	Time of Day
(69) MATEUS VIEIRA			
1	57.495	+1.031	14:27:07.847
2	56.480	+0.016	14:28:04.327
3	56.464		14:29:00.791
4	57.011	+0.547	14:29:57.802
5	56.886	+0.422	14:30:54.688
6	56.807	+0.343	14:31:51.495
7	57.650	+1.186	14:32:49.145
8	58.099	+1.635	14:33:47.244
9	59.435	+2.971	14:34:46.679
10	57.332	+0.868	14:35:44.011
11	57.981	+1.517	14:36:41.992
12	58.159	+1.695	14:37:40.151
13	58.412	+1.948	14:38:38.563
14	58.289	+1.825	14:39:36.852
15	58.036	+1.572	14:40:34.888
16	1:00.137	+3.673	14:41:35.025

Lap	Lap Tm	Diff	Time of Day
(187) JACSON CARDOSO			
1	59.677	+2.722	14:27:11.371
2	58.919	+1.964	14:28:10.290
3	58.947	+1.992	14:29:09.237
4	58.678	+1.723	14:30:07.915
5	58.244	+1.289	14:31:06.159
6	56.955		14:32:03.114
7	57.655	+0.700	14:33:00.769
8	57.983	+1.028	14:33:58.752
9	58.322	+1.367	14:34:57.074
10	59.299	+2.344	14:35:56.373
11	58.914	+1.959	14:36:55.287
12	58.904	+1.949	14:37:54.191
13	58.683	+1.728	14:38:52.874
14	59.222	+2.267	14:39:52.096
15	59.744	+2.789	14:40:51.840
16	1:01.071	+4.116	14:41:52.911

Lap	Lap Tm	Diff	Time of Day
(354) RAFAEL KRUGE			
1	59.188	+2.089	14:27:11.974
2	57.619	+0.520	14:28:09.593
3	57.515	+0.416	14:29:07.108
4	57.099		14:30:04.207
5	58.699	+1.600	14:31:02.906
6	58.233	+1.134	14:32:01.139
7	58.531	+1.432	14:32:59.670
8	58.311	+1.212	14:33:57.981
9	58.205	+1.106	14:34:56.186
10	1:02.049	+4.950	14:35:58.235

Lap	Lap Tm	Diff	Time of Day
11	59.351	+2.252	14:36:57.586
12	1:00.252	+3.153	14:37:57.838
13	1:01.003	+3.904	14:38:58.841
14	1:01.006	+3.907	14:39:59.847
15	59.951	+2.852	14:40:59.798
16	1:03.165	+6.066	14:42:02.963

Lap	Lap Tm	Diff	Time of Day
(511) GUI FERREIRA			
1	58.879		14:27:14.192
2	58.956	+0.077	14:28:13.148
3	59.428	+0.549	14:29:12.576
4	1:00.910	+2.031	14:30:13.486
5	59.938	+1.059	14:31:13.424
6	1:00.154	+1.275	14:32:13.578
7	59.454	+0.575	14:33:13.032
8	1:00.999	+2.120	14:34:14.031
9	1:00.344	+1.465	14:35:14.375
10	59.591	+0.712	14:36:13.966
11	59.538	+0.659	14:37:13.504
12	59.959	+1.080	14:38:13.463
13	59.572	+0.693	14:39:13.035
14	1:00.066	+1.187	14:40:13.101
15	1:00.528	+1.649	14:41:13.629
16	1:06.893	+8.014	14:42:20.522

Lap	Lap Tm	Diff	Time of Day
(21) JEAN BACH			
1	1:00.136	+0.676	14:27:12.358
2	1:00.139	+0.679	14:28:12.497
3	59.611	+0.151	14:29:12.108
4	1:01.102	+1.642	14:30:13.210
5	59.883	+0.423	14:31:13.093
6	59.822	+0.362	14:32:12.915
7	59.913	+0.453	14:33:12.828
8	1:00.931	+1.471	14:34:13.759
9	1:00.141	+0.681	14:35:13.900
10	59.768	+0.308	14:36:13.668
11	59.460		14:37:13.128
12	59.961	+0.501	14:38:13.089
13	59.676	+0.216	14:39:12.765
14	1:24.346	+24.886	14:40:37.111
15	1:13.699	+14.239	14:41:50.810

Lap	Lap Tm	Diff	Time of Day
(7) THIAGO MORI			
1	1:02.495	+3.336	14:27:16.751
2	1:00.699	+1.540	14:28:17.450
3	1:01.168	+2.009	14:29:18.618
4	1:02.207	+3.048	14:30:20.825
5	1:00.122	+0.963	14:31:20.947
6	59.159		14:32:20.106
7	59.523	+0.364	14:33:19.629
8	59.722	+0.563	14:34:19.351
9	59.861	+0.702	14:35:19.212
10	1:00.215	+1.056	14:36:19.427
11	1:02.067	+2.908	14:37:21.494
12	1:06.508	+7.349	14:38:28.002
13	1:14.314	+15.155	14:39:42.316
14	1:07.478	+8.319	14:40:49.794
15	1:01.583	+2.424	14:41:51.377

Lap	Lap Tm	Diff	Time of Day
(22) JOSÉ VAGNER			
1	1:01.778	+1.379	14:27:15.808
2	1:00.399		14:28:16.207
3	1:01.818	+1.419	14:29:18.025
4	1:01.184	+0.785	14:30:19.209
5	1:02.792	+2.393	14:31:22.001
6	1:02.226	+1.827	14:32:24.227

Lap	Lap Tm	Diff	Time of Day
7	1:03.768	+3.369	14:33:27.995
8	1:03.382	+2.983	14:34:31.377
9	1:03.845	+3.446	14:35:35.222
10	1:04.980	+4.581	14:36:40.202
11	1:03.601	+3.202	14:37:43.803
12	1:01.734	+1.335	14:38:45.537
13	1:01.770	+1.371	14:39:47.307
14	1:03.377	+2.978	14:40:50.684
15	1:03.333	+2.934	14:41:54.017

Lap	Lap Tm	Diff	Time of Day
(34) MATEUS GIORDANI			
1	1:01.608	+0.460	14:27:19.668
2	1:03.848	+2.700	14:28:23.516
3	1:02.753	+1.605	14:29:26.269
4	1:02.335	+1.187	14:30:28.604
5	1:02.839	+1.691	14:31:31.443
6	1:02.404	+1.256	14:32:33.847
7	1:03.955	+2.807	14:33:37.802
8	1:01.587	+0.439	14:34:39.389
9	1:01.357	+0.209	14:35:40.746
10	1:02.104	+0.956	14:36:42.850
11	1:01.148		14:37:43.998
12	1:02.108	+0.960	14:38:46.106
13	1:02.173	+1.025	14:39:48.279
14	1:02.934	+1.786	14:40:51.213
15	1:03.743	+2.595	14:41:54.956

Lap	Lap Tm	Diff	Time of Day
(171) PETERSON PFEIFER			
1	59.848		14:27:13.228
2	1:00.813	+0.965	14:28:14.041
3	1:00.652	+0.804	14:29:14.693
4	1:20.430	+20.582	14:30:35.123
5	1:02.802	+2.954	14:31:37.925
6	1:01.942	+2.094	14:32:39.867
7	1:02.939	+3.091	14:33:42.806
8	1:04.609	+4.761	14:34:47.415
9	1:04.135	+4.287	14:35:51.550
10	1:04.731	+4.883	14:36:56.281
11	1:06.588	+6.740	14:38:02.869
12	1:05.996	+6.148	14:39:08.865
13	1:08.495	+8.647	14:40:17.360
14	1:07.146	+7.298	14:41:24.506
15	1:13.453	+13.605	14:42:37.959

Lap	Lap Tm	Diff	Time of Day
(146) EDIO RIBEIRO			
1	1:05.610	+2.874	14:27:21.630
2	1:03.706	+0.970	14:28:25.336
3	1:04.407	+1.671	14:29:29.743
4	1:04.927	+2.191	14:30:34.670
5	1:04.081	+1.345	14:31:38.751
6	1:02.736		14:32:41.487
7	1:03.469	+0.733	14:33:44.956
8	1:04.380	+1.644	14:34:49.336
9	1:16.111	+13.375	14:36:05.447
10	1:03.223	+0.487	14:37:08.670
11	1:04.256	+1.520	14:38:12.926
12	1:06.810	+4.074	14:39:19.736
13	1:07.495	+4.759	14:40:27.231
14	1:05.616	+2.880	14:41:32.847

Lap	Lap Tm	Diff	Time of Day
(91) NIEDSON LEAL			
1	1:03.122	+0.942	14:27:19.869
2	1:02.885	+0.705	14:28:22.754
3	1:02.417	+0.237	14:29:25.171
4	1:02.474	+0.294	14:30:27.645
5	1:02.180		14:31:29.825



PREFEITURA DE
**SÃO JOSÉ DO
RIO CLARO**

MaxRussi
Deputado Estadual

CÂMARA
MUNICIPAL DE
SÃO JOSÉ DO RIO CLARO-MT

SEESP
SECRETARIA
MUNICIPAL DE
ESPORTE E LAZER

MOTOCROSS LEMAMT - 2a Etapa


IMPORTADA MX ELITE

S. J. do Rio Claro/MT 0,900 Km

Corrida

14/07/2024 13:30

Corrida iniciado em 14:25:29



Lap	Lap Tm	Diff	Time of Day
6	1:03.233	+1.053	14:32:33.058
7	1:11.640	+9.460	14:33:44.698
8	1:10.304	+8.124	14:34:55.002
9	1:10.116	+7.936	14:36:05.118
10	1:08.309	+6.129	14:37:13.427
11	1:15.342	+13.162	14:38:28.769
12	1:09.589	+7.409	14:39:38.358
13	1:09.317	+7.137	14:40:47.675
14	1:04.254	+2.074	14:41:51.929

(137) OTÁVIO GIACOMET

Lap	Lap Tm	Diff	Time of Day
1	1:03.100	+1.506	14:27:17.816
2	1:01.594		14:28:19.410
3	1:02.949	+1.355	14:29:22.359
4	1:05.530	+3.936	14:30:27.889
5	1:02.120	+0.526	14:31:30.009
6	1:02.287	+0.693	14:32:32.296
7	1:03.985	+2.391	14:33:36.281
8	1:09.564	+7.970	14:34:45.845
9	1:28.486	+26.892	14:36:14.331
10	1:15.602	+14.008	14:37:29.933

(7) IAGO SOUZA

Lap	Lap Tm	Diff	Time of Day
1	1:08.551	+6.725	14:27:25.510
2	1:02.907	+1.081	14:28:28.417
3	1:02.409	+0.583	14:29:30.826
4	1:23.434	+21.608	14:30:54.260
5	1:49.262	+47.436	14:32:43.522
6	1:04.673	+2.847	14:33:48.195
7	1:01.826		14:34:50.021
8	1:03.759	+1.933	14:35:53.780

(78) FABIO BOFFETE

Lap	Lap Tm	Diff	Time of Day
1	1:08.007		14:27:28.137
2	1:08.179	+0.172	14:28:36.316

Lap Lap Tm Diff Time of Day

Lap Lap Tm Diff Time of Day

Cronometragem: MARCOS A. MANCINI - Diretor de Prova: JOCEMIR ZAMBONI

Orbits





PREFEITURA DE
SÃO JOSÉ DO RIO CLARO

Max Russi
Deputado Estadual

CÂMARA MUNICIPAL DE
SÃO JOSÉ DO RIO CLARO-MT

SEESP
SECRETARIA MUNICIPAL DE ESPORTE E LAZER

MOTOCROSS LEMAMT - 2a Etapa

Classificado por voltas

IMPORTADA MX ELITE

S. J. do Rio Claro/MT 0,900 Km

Corrida

14/07/2024 13:30

Corrida iniciado em 14:25:29

POS	NUM	PILOTO	CATEGORIA	VOLTAS	DIF LÍDER	MOTO	CIDADE	PATROCINADOR/EQUIPE
1	69	ROMÁRIO ROSA	MX ELITE	16		YAMAHA	JUARA	AUTO ESCOLA TAPURAH
2	69	MATEUS VIEIRA	MX ELITE	16	4.823	KAWASAKI	JUARA	VIA AUTO SERVIC-ESTÂNCIA M6
3	187	JACSON CARDOSO	MX ELITE	16	22.709	KAWASAKI	JUARA	NORTON PREPARAÇÕES
4	354	RAFAEL KRUGE	MX ELITE	16	32.761	YAMAHA	LUCAS DO RIO VERDI	
5	511	GUI FERREIRA	MX ELITE	16	50.320	KTM	JUINA	
6	21	JEAN BACH	MX ELITE	15	1 Volta	KAWASAKI	CAMPO NOVO DO PAI	PG IMÓVEIS-REAL AUTO POSTO-FAZ KRAMPE-CARROFER
7	7	THIAGO MORI	MX ELITE	15	1 Volta	YAMAHA	SÃO JOSÉ DO RIO CLARO	PROSOJA-ESPAÇO MOTO CENTER
8	22	JOSÉ VAGNER	MX ELITE	15	1 Volta	HONDA	CAMPO NOVO DO PAI	TORNEARIA COMPO NOVO
9	34	MATEUS GIORDANI	MX ELITE	15	1 Volta	YAMAHA	LUCAS DO RIO VERDI	VIVEIRO SEMPRE VERDE-MAIS PRODUTOS PARA JARDINS
10	171	PETERSON PFEIFER	MX ELITE	15	1 Volta	YAMAHA	LUCAS DO RIO VERDI	PEDRÃO MOTOS E TENDAS
11	146	EDIO RIBEIRO	MX ELITE	14	2 Voltas	KTM	SÃO JOSÉ DO RIO CLARO	SUPERPEÇAS-MADPRO-SETE SISTEMA
12	91	NIEDSON LEAL	MX ELITE	14	2 Voltas	HONDA	SÃO JOSÉ DO RIO CLARO	
13	137	OTÁVIO GIACOMET	MX ELITE	10	6 Voltas	YAMAHA	CAMPO NOVO DO PAI	PG EMPREENDIMENTOS IMOBILIÁRIOS-VIA GARDEM
14	7	IAGO SOUZA	MX ELITE	8	8 Voltas	HONDA	JUINA	


Não classificado (50% = 8 Voltas)

78	FABIO BOFFETE	MX ELITE	2	4 Voltas	HONDA	ALTA FLORESTA
69	FELIPE MENDONÇA	MX ELITE		6 Voltas	HONDA	JUINA
9	RIAN PIOVEZANI	MX ELITE		6 Voltas	HONDA	ALTA FLORESTA
333	ANDRÉ SÓCIO	MX ELITE		6 Voltas	KAWASAKI	ALTA FLORESTA

Margem da Vitoria	velocidade Media	Tempo Melhor volta	Melhor Veloc.	Melhor Volta por..
4.823	53,977	55.939	57,920	69 - ROMÁRIO ROSA

Cronometragem: MARCOS A. MANCINI - Diretor de Prova: JOCEMIR ZAMBONI

Orbits





PREFEITURA DE
**SÃO JOSÉ DO
RIO CLARO**

MaxRussi
Deputado Estadual

CÂMARA MUNICIPAL DE
SÃO JOSÉ DO RIO CLARO-MT
SEESP
SECRETARIA MUNICIPAL DE
ESPORTE E LAZER

MOTOCROSS LEMAMT - 2a Etapa

IMPORTADA MX EXTRA

S. J. do Rio Claro/MT 0,900 Km

Corrida

14/07/2024 10:00

Corrida iniciado em 10:08:48

Lap	Lap Tm	Diff	Time of Day
(161) WAGNER PESSATTO			
1	1:00.501	+0.885	10:10:32.711
2	1:01.693	+2.077	10:11:34.404
3	1:01.513	+1.897	10:12:35.917
4	1:01.990	+2.374	10:13:37.907
5	59.693	+0.077	10:14:37.600
6	1:00.055	+0.439	10:15:37.655
7	1:00.852	+1.236	10:16:38.507
8	1:00.904	+1.288	10:17:39.411
9	1:00.989	+1.373	10:18:40.400
10	1:00.170	+0.554	10:19:40.570
11	1:00.032	+0.416	10:20:40.602
12	1:00.675	+1.059	10:21:41.277
13	59.812	+0.196	10:22:41.089
14	59.616		10:23:40.705

Lap	Lap Tm	Diff	Time of Day
(146) EDIO RIBEIRO			
1	1:01.256	+2.421	10:10:31.148
2	1:02.348	+3.513	10:11:33.496
3	1:01.761	+2.926	10:12:35.257
4	1:01.729	+2.894	10:13:36.986
5	1:01.695	+2.860	10:14:38.681
6	1:01.955	+3.120	10:15:40.636
7	1:00.330	+1.495	10:16:40.966
8	1:00.955	+2.120	10:17:41.921
9	1:00.589	+1.754	10:18:42.510
10	59.813	+0.978	10:19:42.323
11	1:01.190	+2.355	10:20:43.513
12	58.835		10:21:42.348
13	1:00.260	+1.425	10:22:42.608
14	58.874	+0.039	10:23:41.482

Lap	Lap Tm	Diff	Time of Day
(69) POLIDO SEVEN			
1	1:04.272	+1.145	10:10:41.607
2	1:03.220	+0.093	10:11:44.827
3	1:04.307	+1.180	10:12:49.134
4	1:04.441	+1.314	10:13:53.575
5	1:03.841	+0.714	10:14:57.416
6	1:04.476	+1.349	10:16:01.892
7	1:04.119	+0.992	10:17:06.011
8	1:05.906	+2.779	10:18:11.917
9	1:03.826	+0.699	10:19:15.743
10	1:04.648	+1.521	10:20:20.391
11	1:03.127		10:21:23.518
12	1:03.266	+0.139	10:22:26.784
13	1:04.057	+0.930	10:23:30.841
14	1:04.391	+1.264	10:24:35.232

Lap	Lap Tm	Diff	Time of Day
(93) ELIANDRO PORFIRIO			
1	1:03.802	+0.731	10:10:40.261
2	1:03.071		10:11:43.332
3	1:03.951	+0.880	10:12:47.283
4	1:03.480	+0.409	10:13:50.763
5	1:04.564	+1.493	10:14:55.327
6	1:05.546	+2.475	10:16:00.873
7	1:03.819	+0.748	10:17:04.692
8	1:06.370	+3.299	10:18:11.062
9	1:03.857	+0.786	10:19:14.919
10	1:04.889	+1.818	10:20:19.808
11	1:04.489	+1.418	10:21:24.297
12	1:04.071	+1.000	10:22:28.368
13	1:03.918	+0.847	10:23:32.286
14	1:12.509	+9.438	10:24:44.795

(333) JOÃO PEDRO

Lap	Lap Tm	Diff	Time of Day
1	1:07.781	+3.251	10:10:48.435
2	1:08.088	+3.558	10:11:56.523
3	1:06.797	+2.267	10:13:03.320
4	1:06.243	+1.713	10:14:09.563
5	1:05.796	+1.266	10:15:15.359
6	1:05.778	+1.248	10:16:21.137
7	1:04.530		10:17:25.667
8	1:06.160	+1.630	10:18:31.827
9	1:05.436	+0.906	10:19:37.263
10	1:07.018	+2.488	10:20:44.281
11	1:06.262	+1.732	10:21:50.543
12	1:05.198	+0.668	10:22:55.741
13	1:06.118	+1.588	10:24:01.859

Lap	Lap Tm	Diff	Time of Day
(78) FÁBIO BOFFETE			
1	1:03.103		10:10:34.503
2	1:05.944	+2.841	10:11:40.447
3	1:05.816	+2.713	10:12:46.263
4	1:06.777	+3.674	10:13:53.040
5	1:07.422	+4.319	10:15:00.462
6	1:06.985	+3.882	10:16:07.447
7	1:06.990	+3.887	10:17:14.437
8	1:07.799	+4.696	10:18:22.236
9	1:09.391	+6.288	10:19:31.627
10	1:07.866	+4.763	10:20:39.493
11	1:10.278	+7.175	10:21:49.771
12	1:09.430	+6.327	10:22:59.201
13	1:08.507	+5.404	10:24:07.708

Lap	Lap Tm	Diff	Time of Day
(51) RENNER QUAGLIO			
1	1:05.544		10:10:44.406
2	1:07.621	+2.077	10:11:52.027
3	1:08.218	+2.674	10:13:00.245
4	1:07.597	+2.053	10:14:07.842
5	1:07.953	+2.409	10:15:15.795
6	1:09.172	+3.628	10:16:24.967
7	1:07.688	+2.144	10:17:32.655
8	1:09.538	+3.994	10:18:42.193
9	1:12.659	+7.115	10:19:54.852
10	1:09.939	+4.395	10:21:04.791
11	1:12.373	+6.829	10:22:17.164
12	1:08.628	+3.084	10:23:25.792
13	1:06.862	+1.318	10:24:32.654

Lap	Lap Tm	Diff	Time of Day
(16) TIAGO DAL PONTE			
1	1:07.569		10:10:46.019
2	1:08.031	+0.462	10:11:54.050
3	1:08.822	+1.253	10:13:02.872
4	1:08.648	+1.079	10:14:11.520
5	1:09.569	+2.000	10:15:21.089
6	1:09.044	+1.475	10:16:30.133
7	1:11.069	+3.500	10:17:41.202
8	1:11.127	+3.558	10:18:52.329
9	1:09.957	+2.388	10:20:02.286
10	1:09.806	+2.237	10:21:12.092
11	1:08.952	+1.383	10:22:21.044
12	1:10.129	+2.560	10:23:31.173
13	1:11.715	+4.146	10:24:42.888

Lap	Lap Tm	Diff	Time of Day
(80) ANDERSON DUTRA			
1	1:07.439		10:10:47.614
2	1:07.553	+0.114	10:11:55.167
3	1:09.227	+1.788	10:13:04.394
4	1:09.245	+1.806	10:14:13.639
5	1:08.376	+0.937	10:15:22.015
6	1:13.520	+6.081	10:16:35.535

Lap	Lap Tm	Diff	Time of Day
7	1:11.282	+3.843	10:17:46.817
8	1:08.528	+1.089	10:18:55.345
9	1:08.200	+0.761	10:20:03.545
10	1:10.265	+2.826	10:21:13.810
11	1:09.539	+2.100	10:22:23.349
12	1:19.794	+12.355	10:23:43.143

Lap	Lap Tm	Diff	Time of Day
(9) MÁRCIO BRITO			
1	1:14.811	+3.807	10:10:58.915
2	1:14.546	+3.542	10:12:13.461
3	1:12.754	+1.750	10:13:26.215
4	1:11.120	+0.116	10:14:37.335
5	1:13.780	+2.776	10:15:51.115
6	1:12.530	+1.526	10:17:03.645
7	1:13.312	+2.308	10:18:16.957
8	1:11.004		10:19:27.961
9	1:11.249	+0.245	10:20:39.210
10	1:17.157	+6.153	10:21:56.367
11	1:12.244	+1.240	10:23:08.611
12	1:12.567	+1.563	10:24:21.178

Lap	Lap Tm	Diff	Time of Day
(299) BRUNO BRESSAN			
1	1:17.431	+5.925	10:10:53.767
2	1:13.250	+1.744	10:12:07.017
3	1:15.163	+3.657	10:13:22.180
4	1:11.506		10:14:33.686
5	1:15.522	+4.016	10:15:49.208
6	1:14.326	+2.820	10:17:03.534
7	1:12.862	+1.356	10:18:16.396
8	1:15.207	+3.701	10:19:31.603
9	1:21.298	+9.792	10:20:52.901
10	1:15.959	+4.453	10:22:08.860
11	1:17.586	+6.080	10:23:26.446
12	1:15.752	+4.246	10:24:42.198

Lap	Lap Tm	Diff	Time of Day
(55) JÚNIOR MASCHIO			
1	1:14.760	+0.451	10:10:58.105
2	1:14.309		10:12:12.414
3	1:15.978	+1.669	10:13:28.392
4	1:17.666	+3.357	10:14:46.058
5	1:18.244	+3.935	10:16:04.302
6	1:17.549	+3.240	10:17:21.851
7	1:19.656	+5.347	10:18:41.507
8	1:18.133	+3.824	10:19:59.640
9	1:19.460	+5.151	10:21:19.100
10	1:22.055	+7.746	10:22:41.155
11	1:20.572	+6.263	10:24:01.727

Lap	Lap Tm	Diff	Time of Day
(59) EDUARDO GALVÃO			
1	1:19.747	+3.524	10:11:02.745
2	1:16.223		10:12:18.968
3	1:23.330	+7.107	10:13:42.298
4	1:31.352	+15.129	10:15:13.650
5	1:22.008	+5.785	10:16:35.658
6	1:19.596	+3.373	10:17:55.254
7	1:18.478	+2.255	10:19:13.732
8	1:17.216	+0.993	10:20:30.948
9	2:43.355	+1:27.132	10:23:14.303
10	1:35.296	+19.073	10:24:49.599

Cronometragem: MARCOS A. MANCINI - Diretor de Prova: JOCEMIR ZAMBONI

Orbits





PREFEITURA DE
SÃO JOSÉ DO RIO CLARO

MaxRussi
Deputado Estadual

CÂMARA MUNICIPAL DE
SÃO JOSÉ DO RIO CLARO-MT
SEESP
SECRETARIA MUNICIPAL DE
ESPORTE E LAZER

MOTOCROSS LEMAMT - 2a Etapa

Classificado por voltas

IMPORTADA MX EXTRA

S. J. do Rio Claro/MT 0,900 Km

Corrida

14/07/2024 10:00

Corrida iniciado em 10:08:48

POS	NUM	PILOTO	CATEGORIA	VOLTAS	DIF LÍDER	MOTO	CIDADE	PATROCINADOR/EQUIPE
1	161	WAGNER PESSATTO	MX EXTRA	14		YAMAHA	NOVA MUTUM	ESPAÇO MOTO CENTER
2	146	EDIO RIBEIRO	MX EXTRA	14	0.777	KTM	SÃO JOSÉ DO RIO CL	SUPERPEÇAS-MADPRO-SETE SISTEMA- GALVÃO ENGENHARI
3	69	POLIDO SEVEN	MX EXTRA	14	54.527	HONDA	JUARA	BRANORTE TRATORES
4	93	ELIANDRO PORFIRIO	MX EXTRA	14	1:04.090	HONDA	SINOP	SS INSTALADORA CONSTRUÇÃO DE OBRAS ELÉTRICAS
5	333	JOÃO PEDRO	MX EXTRA	13	1 Volta	KAWASAKI	ALTA FLORESTA	
6	78	FÁBIO BOFFETE	MX EXTRA	13	1 Volta	KAWASAKI	PARANAITA	RETOCAR VEÍCULOS
7	51	RENNER QUAGLIO	MX EXTRA	13	1 Volta	KAWASAKI	SÃO JOSÉ DO RIO CL	SOUZA MOTOS-MADPRO
8	16	TIAGO DAL PONTE	MX EXTRA	13	1 Volta	HONDA	LUCAS DO RIO VERDI	
9	80	ANDERSON DUTRA	MX EXTRA	12	2 Voltas	YAMAHA	SORRISO	
10	9	MÁRCIO BRITO	MX EXTRA	12	2 Voltas	HONDA	NOVA MUTUM	MUTUM POÇOS
11	299	BRUNO BRESSAN	MX EXTRA	12	2 Voltas	KAWASAKI	DIAMANTINO	
12	55	JÚNIOR MASCHIO	MX EXTRA	11	3 Voltas	HUSQVARNA	SÃO JOSÉ DO RIO CL	CEARÁ MULTIMARCAS-GALVÃO ENGENHARIA-AMARELINHA-J
13	59	EDUARDO GALVÃO	MX EXTRA	10	4 Voltas	HONDA	SÃO JOSÉ DO RIO CL	

Margem da Vitoria

velocidade Media

Tempo Melhor volta

Melhor Veloc.

Melhor Volta por..

0.777

50,840


58.835

55,069

146 - EDIO RIBEIRO

Cronometragem: MARCOS A. MANCINI - Diretor de Prova: JOCEMIR ZAMBONI

Orbits





PREFEITURA DE
SÃO JOSÉ DO RIO CLARO

MaxRussi
Deputado Estadual

CÂMARA MUNICIPAL DE
SÃO JOSÉ DO RIO CLARO-MT
SEESP
SECRETARIA MUNICIPAL DE ESPORTE E LAZER

MOTOCROSS LEMAMT - 2a Etapa

IMPORTADA MX3

S. J. do Rio Claro/MT 0,900 Km

Corrida

14/07/2024 10:30

Corrida iniciado em 10:32:06

Lap	Lap Tm	Diff	Time of Day
(69) ROMARIO ROSA			
1	55.961	+1.770	10:33:42.253
2	55.097	+0.906	10:34:37.350
3	55.352	+1.161	10:35:32.702
4	54.191		10:36:26.893
5	54.714	+0.523	10:37:21.607
6	54.701	+0.510	10:38:16.308
7	54.791	+0.600	10:39:11.099
8	55.047	+0.856	10:40:06.146
9	55.753	+1.562	10:41:01.899
10	56.103	+1.912	10:41:58.002
11	55.698	+1.507	10:42:53.700
12	55.883	+1.692	10:43:49.583
13	56.715	+2.524	10:44:46.298
14	57.176	+2.985	10:45:43.474
15	58.451	+4.260	10:46:41.925

Lap	Lap Tm	Diff	Time of Day
(354) RAFAEL KLUGE			
1	55.859	+0.782	10:33:41.941
2	55.077		10:34:37.018
3	55.373	+0.296	10:35:32.391
4	56.035	+0.958	10:36:28.426
5	55.585	+0.508	10:37:24.011
6	55.625	+0.548	10:38:19.636
7	55.305	+0.228	10:39:14.941
8	55.904	+0.827	10:40:10.845
9	55.944	+0.867	10:41:06.789
10	56.557	+1.480	10:42:03.346
11	57.086	+2.009	10:43:00.432
12	56.287	+1.210	10:43:56.719
13	56.536	+1.459	10:44:53.255
14	57.323	+2.246	10:45:50.578
15	58.811	+3.734	10:46:49.389

Lap	Lap Tm	Diff	Time of Day
(333) ANDRÉ SÓCIO			
1	57.576	+2.631	10:33:47.087
2	58.369	+3.424	10:34:45.456
3	57.677	+2.732	10:35:43.133
4	56.275	+1.330	10:36:39.408
5	55.458	+0.513	10:37:34.866
6	54.945		10:38:29.811
7	56.270	+1.325	10:39:26.081
8	55.549	+0.604	10:40:21.630
9	57.041	+2.096	10:41:18.671
10	57.240	+2.295	10:42:15.911
11	56.929	+1.984	10:43:12.840
12	56.736	+1.791	10:44:09.576
13	56.882	+1.937	10:45:06.458
14	56.487	+1.542	10:46:02.945
15	57.278	+2.333	10:47:00.223

Lap	Lap Tm	Diff	Time of Day
(187) JACSON CARDOSO			
1	58.418	+2.181	10:33:43.819
2	57.216	+0.979	10:34:41.035
3	56.550	+0.313	10:35:37.585
4	56.773	+0.536	10:36:34.358
5	56.521	+0.284	10:37:30.879
6	56.237		10:38:27.116
7	56.753	+0.516	10:39:23.869
8	56.587	+0.350	10:40:20.456
9	57.732	+1.495	10:41:18.188
10	57.384	+1.147	10:42:15.572
11	56.994	+0.757	10:43:12.566
12	58.005	+1.768	10:44:10.571
13	56.969	+0.732	10:45:07.540

Lap	Lap Tm	Diff	Time of Day
14	56.673	+0.436	10:46:04.213
15	56.934	+0.697	10:47:01.147
(171) PETERSON PFEIFER			
1	57.905		10:33:46.847
2	59.420	+1.515	10:34:46.267
3	58.572	+0.667	10:35:44.839
4	58.283	+0.378	10:36:43.122
5	58.517	+0.612	10:37:41.639
6	58.137	+0.232	10:38:39.776
7	58.717	+0.812	10:39:38.493
8	58.462	+0.557	10:40:36.955
9	58.239	+0.334	10:41:35.194
10	58.222	+0.317	10:42:33.416
11	58.106	+0.201	10:43:31.522
12	58.371	+0.466	10:44:29.893
13	59.377	+1.472	10:45:29.270
14	59.450	+1.545	10:46:28.720
15	1:00.553	+2.648	10:47:29.273

Lap	Lap Tm	Diff	Time of Day
(984) ALEX FASBINDER			
1	58.339		10:33:46.169
2	58.662	+0.323	10:34:44.831
3	58.737	+0.398	10:35:43.568
4	58.526	+0.187	10:36:42.094
5	58.427	+0.088	10:37:40.521
6	58.365	+0.026	10:38:38.886
7	58.673	+0.334	10:39:37.559
8	59.112	+0.773	10:40:36.671
9	59.012	+0.673	10:41:35.683
10	1:00.334	+1.995	10:42:36.017
11	59.363	+1.024	10:43:35.380
12	59.727	+1.388	10:44:35.107
13	59.827	+1.488	10:45:34.934
14	58.913	+0.574	10:46:33.847
15	59.466	+1.127	10:47:33.313

Lap	Lap Tm	Diff	Time of Day
(457) EDUARDO RODRIGUES			
1	1:00.097	+2.143	10:33:51.355
2	58.947	+0.993	10:34:50.302
3	58.453	+0.499	10:35:48.755
4	58.481	+0.527	10:36:47.236
5	58.291	+0.337	10:37:45.527
6	57.954		10:38:43.481
7	59.269	+1.315	10:39:42.750
8	58.780	+0.826	10:40:41.530
9	58.220	+0.266	10:41:39.750
10	59.239	+1.285	10:42:38.989
11	59.160	+1.206	10:43:38.149
12	58.771	+0.817	10:44:36.920
13	1:00.794	+2.840	10:45:37.714
14	58.837	+0.883	10:46:36.551
15	58.872	+0.918	10:47:35.423

Lap	Lap Tm	Diff	Time of Day
(34) MATEUS GIORDANI			
1	1:01.254	+3.041	10:33:49.516
2	59.874	+1.661	10:34:49.390
3	58.792	+0.579	10:35:48.182
4	58.213		10:36:46.395
5	59.439	+1.226	10:37:45.834
6	59.520	+1.307	10:38:45.354
7	59.067	+0.854	10:39:44.421
8	59.077	+0.864	10:40:43.498
9	59.300	+1.087	10:41:42.798
10	59.330	+1.117	10:42:42.128
11	59.407	+1.194	10:43:41.535

Lap	Lap Tm	Diff	Time of Day
12	59.371	+1.158	10:44:40.906
13	59.376	+1.163	10:45:40.282
14	58.753	+0.540	10:46:39.035
15	1:01.001	+2.788	10:47:40.036
(7) HIAGO SOUZA			
1	1:00.471	+1.363	10:33:52.794
2	1:00.304	+1.196	10:34:53.098
3	1:09.615	+10.507	10:36:02.713
4	59.160	+0.052	10:37:01.873
5	59.633	+0.525	10:38:01.506
6	59.108		10:39:00.614
7	1:00.177	+1.069	10:40:00.791
8	59.984	+0.876	10:41:00.775
9	1:00.747	+1.639	10:42:01.522
10	1:00.594	+1.486	10:43:02.116
11	59.760	+0.652	10:44:01.876
12	1:00.560	+1.452	10:45:02.436
13	59.831	+0.723	10:46:02.267
14	1:01.618	+2.510	10:47:03.885

Lap	Lap Tm	Diff	Time of Day
(22) JOSÉ VAGNER			
1	1:01.038	+2.633	10:33:53.073
2	1:04.299	+5.894	10:34:57.372
3	1:01.360	+2.955	10:35:58.732
4	58.777	+0.372	10:36:57.509
5	58.405		10:37:55.914
6	59.490	+1.085	10:38:55.404
7	1:01.547	+3.142	10:39:56.951
8	1:00.850	+2.445	10:40:57.801
9	1:01.486	+3.081	10:41:59.287
10	1:01.696	+3.291	10:43:00.983
11	1:00.177	+1.772	10:44:01.160
12	1:00.275	+1.870	10:45:01.435
13	1:00.664	+2.259	10:46:02.099
14	1:02.072	+3.667	10:47:04.171

Lap	Lap Tm	Diff	Time of Day
(91) NIEDSON DA SILVA			
1	1:01.493		10:33:52.291
2	1:04.451	+2.958	10:34:56.742
3	1:02.515	+1.022	10:35:59.257
4	1:02.771	+1.278	10:37:02.028
5	1:05.350	+3.857	10:38:07.378
6	1:05.130	+3.637	10:39:12.508
7	1:07.301	+5.808	10:40:19.809
8	1:06.309	+4.816	10:41:26.118
9	1:06.507	+5.014	10:42:32.625
10	1:08.133	+6.640	10:43:40.758
11	1:06.444	+4.951	10:44:47.202
12	1:04.863	+3.370	10:45:52.065
13	1:06.390	+4.897	10:46:58.455

Lap	Lap Tm	Diff	Time of Day
(38) ICARO CABRAL			
1	58.698	+0.766	10:33:47.778
2	58.737	+0.805	10:34:46.515
3	58.458	+0.526	10:35:44.973
4	58.100	+0.168	10:36:43.073
5	59.091	+1.159	10:37:42.164
6	58.711	+0.779	10:38:40.875
7	58.381	+0.449	10:39:39.256
8	58.208	+0.276	10:40:37.464
9	58.964	+1.032	10:41:36.428
10	58.007	+0.075	10:42:34.435
11	58.042	+0.110	10:43:32.477
12	57.932		10:44:30.409

Cronometragem: MARCOS A. MANCINI - Diretor de Prova: JOCEMIR ZAMBONI

Orbits





PREFEITURA DE
**SÃO JOSÉ DO
RIO CLARO**

MaxRussi
Deputado Estadual

CÂMARA
MUNICIPAL DE
SÃO JOSÉ DO RIO CLARO-MT

SEESP
SECRETARIA
MUNICIPAL DE
ESPORTE E LAZER

MOTOCROSS LEMAMT - 2a Etapa


IMPORTADA MX3

S. J. do Rio Claro/MT 0,900 Km

Corrida

14/07/2024 10:30

Corrida iniciado em 10:32:06



Lap	Lap Tm	Diff	Time of Day
(21) JEAN BACH			
1	1:00.123	+2.731	10:33:50.376
2	57.392		10:34:47.768
3	58.942	+1.550	10:35:46.710
4	58.020	+0.628	10:36:44.730
5	58.362	+0.970	10:37:43.092
6	1:00.097	+2.705	10:38:43.189
7	59.203	+1.811	10:39:42.392
8	58.683	+1.291	10:40:41.075

Lap	Lap Tm	Diff	Time of Day
(137) OTAVIO GIACOMETT			
1	1:00.647	+1.233	10:33:54.160
2	1:00.215	+0.801	10:34:54.375
3	59.807	+0.393	10:35:54.182
4	59.632	+0.218	10:36:53.814
5	59.414		10:37:53.228
6	1:01.709	+2.295	10:38:54.937
7	1:01.148	+1.734	10:39:56.085
8	1:00.972	+1.558	10:40:57.057

Lap	Lap Tm	Diff	Time of Day

Lap	Lap Tm	Diff	Time of Day

Lap	Lap Tm	Diff	Time of Day

Lap	Lap Tm	Diff	Time of Day

Lap	Lap Tm	Diff	Time of Day

Lap	Lap Tm	Diff	Time of Day

Lap	Lap Tm	Diff	Time of Day

Lap	Lap Tm	Diff	Time of Day

Lap	Lap Tm	Diff	Time of Day

Lap	Lap Tm	Diff	Time of Day

Lap	Lap Tm	Diff	Time of Day

Lap	Lap Tm	Diff	Time of Day

Lap	Lap Tm	Diff	Time of Day

Lap	Lap Tm	Diff	Time of Day

Lap	Lap Tm	Diff	Time of Day

Lap	Lap Tm	Diff	Time of Day

Lap	Lap Tm	Diff	Time of Day

Lap	Lap Tm	Diff	Time of Day

Lap	Lap Tm	Diff	Time of Day

Lap	Lap Tm	Diff	Time of Day

Lap	Lap Tm	Diff	Time of Day

Lap	Lap Tm	Diff	Time of Day

Lap	Lap Tm	Diff	Time of Day

Lap	Lap Tm	Diff	Time of Day

Lap	Lap Tm	Diff	Time of Day

Lap	Lap Tm	Diff	Time of Day

Lap	Lap Tm	Diff	Time of Day

Lap	Lap Tm	Diff	Time of Day

Lap	Lap Tm	Diff	Time of Day

Lap	Lap Tm	Diff	Time of Day

Lap	Lap Tm	Diff	Time of Day

Lap	Lap Tm	Diff	Time of Day

Lap	Lap Tm	Diff	Time of Day

Lap	Lap Tm	Diff	Time of Day

Lap	Lap Tm	Diff	Time of Day

Lap	Lap Tm	Diff	Time of Day

Lap	Lap Tm	Diff	Time of Day

Lap	Lap Tm	Diff	Time of Day



PREFEITURA DE
SÃO JOSÉ DO RIO CLARO

MaxRussi
Deputado Estadual

CÂMARA MUNICIPAL DE
SÃO JOSÉ DO RIO CLARO-MT
SEESP
SECRETARIA MUNICIPAL DE
ESPORTE E LAZER

MOTOCROSS LEMAMT - 2a Etapa

Classificado por voltas

IMPORTADA MX3

S. J. do Rio Claro/MT 0,900 Km

Corrida

14/07/2024 10:30

Corrida iniciado em 10:32:06

POS	NUM	PILOTO	CATEGORIA	VOLTAS	DIF LÍDER	MOTO	CIDADE	PATROCINADOR/EQUIPE
1	69	ROMARIO ROSA	IMP MX3	15		YAMAHA	JUARA	AUTO ESCOLA TAPURAH
2	354	RAFAEL KLUGE	IMP MX3	15	7.464	YAMAHA	LUCAS DO RIO VERDI	AMAZON TEMPER-AMERICA RACING-PRECISA SHOP
3	333	ANDRÉ SÓCIO	IMP MX3	15	18.298	KAWASAKI	ALTA FLORESTA	RAMOS CONSTRUTORA
4	187	JACSON CARDOSO	IMP MX3	15	19.222	KAWASAKI	VILHENA	NORTON PREPARAÇÕES
5	171	PETERSON PFEIFER	IMP MX3	15	47.348	YAMAHA	SORRISO	PEDRAO MOTOS E TENDAS
6	984	ALEX FASBINDER	IMP MX3	15	51.388	HONDA	SINOP	AGROBOI NUTRIÇÃO ANIMAL
7	457	EDUARDO RODRIGUES	IMP MX3	15	53.498	HONDA	JUARA	
8	34	MATEUS GIORDANI	IMP MX3	15	58.111	YAMAHA	LUCAS DO RIO VERDI	VIVEIRO SEMPRE VERDE-MAIS PRODUTOS PRA JARDINAGEM
9	7	HIAGO SOUZA	IMP MX3	14	1 Volta	HONDA	JUINA	
10	22	JOSÉ VAGNER	IMP MX3	14	1 Volta	HONDA	CAMPO NOVO DO PAZ	TORNEARIA COMPO NOVO
11	91	NIEDSON DA SILVA	IMP MX3	13	2 Voltas	HONDA	DIAMANTINO	HIDRÁULICA LEAL
12	38	ICARO CABRAL	IMP MX3	12	3 Voltas	YAMAHA	SAPEZAL	NSA MUNCK-HIDROMAQ-CARROCERIAS SAPEZAL
13	21	JEAN BACH	IMP MX3	8	7 Voltas	KAWASAKI	CAMPO NOVO DO PAZ	PG IMOVEIS
14	137	OTAVIO GIACOMETT	IMP MX3	8	7 Voltas	YAMAHA	CAMPO NOVO DO PAZ	

Margem da Vitoria

velocidade Media

Tempo Melhor volta

Melhor Veloc.

Melhor Volta por..

7.464

55,521


54.191

59,789

69 - ROMARIO ROSA

Cronometragem: MARCOS A. MANCINI - Diretor de Prova: JOCEMIR ZAMBONI

Orbits





PREFEITURA DE
SÃO JOSÉ DO RIO CLARO

MaxRussi
Deputado Estadual

CÂMARA MUNICIPAL DE
SÃO JOSÉ DO RIO CLARO-MT
SEESP
SECRETARIA MUNICIPAL DE
ESPORTE E LAZER

MOTOCROSS LEMAMT - 2a Etapa

IMPORTADA MX4

S. J. do Rio Claro/MT 0,900 Km

Corrida

14/07/2024 11:30

Corrida iniciado em 11:36:25

Lap	Lap Tm	Diff	Time of Day
(354) RAFAEL KLUGE			
1	57.323	+1.211	11:38:01.772
2	56.112		11:38:57.884
3	56.905	+0.793	11:39:54.789
4	57.036	+0.924	11:40:51.825
5	58.620	+2.508	11:41:50.445
6	57.098	+0.986	11:42:47.543
7	57.578	+1.466	11:43:45.121
8	57.085	+0.973	11:44:42.206
9	58.042	+1.930	11:45:40.248
10	57.882	+1.770	11:46:38.130
11	57.627	+1.515	11:47:35.757
12	57.654	+1.542	11:48:33.411
13	58.550	+2.438	11:49:31.961
14	1:00.432	+4.320	11:50:32.393

(171) PETERSON PFEIFER			
1	57.244		11:38:03.914
2	57.430	+0.186	11:39:01.344
3	57.403	+0.159	11:39:58.747
4	57.931	+0.687	11:40:56.678
5	57.977	+0.733	11:41:54.655
6	58.183	+0.939	11:42:52.838
7	58.212	+0.968	11:43:51.050
8	58.173	+0.929	11:44:49.223
9	57.937	+0.693	11:45:47.160
10	58.017	+0.773	11:46:45.177
11	58.571	+1.327	11:47:43.748
12	58.624	+1.380	11:48:42.372
13	59.697	+2.453	11:49:42.069
14	1:00.925	+3.681	11:50:42.994

(7) ALEX CHUPEL			
1	57.436	+0.549	11:38:03.234
2	56.887		11:39:00.121
3	57.944	+1.057	11:39:58.065
4	57.834	+0.947	11:40:55.899
5	58.379	+1.492	11:41:54.278
6	58.410	+1.523	11:42:52.688
7	57.705	+0.818	11:43:50.393
8	58.615	+1.728	11:44:49.008
9	58.076	+1.189	11:45:47.084
10	58.060	+1.173	11:46:45.144
11	58.210	+1.323	11:47:43.354
12	59.090	+2.203	11:48:42.444
13	1:01.857	+4.970	11:49:44.301
14	1:01.821	+4.934	11:50:46.122

(22) JOSÉ VAGNER			
1	1:00.944	+1.235	11:38:11.769
2	59.819	+0.110	11:39:11.588
3	59.966	+0.257	11:40:11.554
4	59.709		11:41:11.263
5	1:00.312	+0.603	11:42:11.575
6	1:00.554	+0.845	11:43:12.129
7	1:00.477	+0.768	11:44:12.606
8	1:00.726	+1.017	11:45:13.332
9	1:01.456	+1.747	11:46:14.788
10	1:01.694	+1.985	11:47:16.482
11	1:02.284	+2.575	11:48:18.766
12	1:02.939	+3.230	11:49:21.705
13	1:03.293	+3.584	11:50:24.998
14	1:03.570	+3.861	11:51:28.568

(146) EDIO RIBEIRO			
---------------------------	--	--	--

Lap	Lap Tm	Diff	Time of Day
1	1:01.007	+0.699	11:38:09.144
2	1:00.308		11:39:09.452
3	1:00.474	+0.166	11:40:09.926
4	1:00.753	+0.445	11:41:10.679
5	1:01.759	+1.451	11:42:12.438
6	1:01.024	+0.716	11:43:13.462
7	1:01.705	+1.397	11:44:15.167
8	1:02.808	+2.500	11:45:17.975
9	1:04.265	+3.957	11:46:22.240
10	1:03.201	+2.893	11:47:25.441
11	1:01.775	+1.467	11:48:27.216
12	1:01.924	+1.616	11:49:29.140
13	1:02.068	+1.760	11:50:31.208
14	1:09.654	+9.346	11:51:40.862

(770) WAGNER DELARICA			
1	59.675		11:38:09.699
2	1:00.422	+0.747	11:39:10.121
3	1:02.115	+2.440	11:40:12.236
4	1:01.135	+1.460	11:41:13.371
5	1:01.874	+2.199	11:42:15.245
6	1:02.778	+3.103	11:43:18.023
7	1:02.348	+2.673	11:44:20.371
8	1:02.335	+2.660	11:45:22.706
9	1:02.137	+2.462	11:46:24.843
10	1:02.405	+2.730	11:47:27.248
11	1:02.131	+2.456	11:48:29.379
12	1:02.043	+2.368	11:49:31.422
13	1:02.789	+3.114	11:50:34.211

(161) WAGNER PESSATTO			
1	1:02.180	+1.555	11:38:14.169
2	1:02.150	+1.525	11:39:16.319
3	1:01.657	+1.032	11:40:17.976
4	1:01.225	+0.600	11:41:19.201
5	1:01.298	+0.673	11:42:20.499
6	1:00.625		11:43:21.124
7	1:01.429	+0.804	11:44:22.553
8	1:01.491	+0.866	11:45:24.044
9	1:01.540	+0.915	11:46:25.584
10	1:03.312	+2.687	11:47:28.896
11	1:01.818	+1.193	11:48:30.714
12	1:01.784	+1.159	11:49:32.498
13	1:02.579	+1.954	11:50:35.077

(52) JUAREZ RIBEIRO			
1	1:03.684	+3.264	11:38:12.808
2	1:00.864	+0.444	11:39:13.672
3	1:01.268	+0.848	11:40:14.940
4	1:00.420		11:41:15.360
5	1:01.881	+1.461	11:42:17.241
6	1:01.310	+0.890	11:43:18.551
7	1:02.580	+2.160	11:44:21.131
8	1:02.543	+2.123	11:45:23.674
9	1:06.372	+5.952	11:46:30.046
10	1:03.627	+3.207	11:47:33.673
11	1:04.464	+4.044	11:48:38.137
12	1:06.461	+6.041	11:49:44.598
13	1:06.870	+6.450	11:50:51.468

(21) JOÃO BATISTA			
1	1:02.987	+1.457	11:38:14.968
2	1:02.425	+0.895	11:39:17.393
3	1:01.897	+0.367	11:40:19.290
4	1:01.530		11:41:20.820
5	1:01.859	+0.329	11:42:22.679

Lap	Lap Tm	Diff	Time of Day
6	1:02.295	+0.765	11:43:24.974
7	1:03.679	+2.149	11:44:28.653
8	1:04.391	+2.861	11:45:33.044
9	1:03.887	+2.357	11:46:36.931
10	1:07.966	+6.436	11:47:44.897
11	1:07.046	+5.516	11:48:51.943
12	1:05.423	+3.893	11:49:57.366
13	1:06.960	+5.430	11:51:04.326

(93) ELIANDRO PORFIRIO			
1	1:05.725	+1.515	11:38:16.501
2	1:04.210		11:39:20.711
3	1:08.671	+4.461	11:40:29.382
4	1:07.313	+3.103	11:41:36.695
5	1:06.010	+1.800	11:42:42.705
6	1:10.773	+6.563	11:43:53.478
7	1:07.491	+3.281	11:45:00.969
8	1:08.259	+4.049	11:46:09.228
9	1:08.510	+4.300	11:47:17.738
10	1:15.890	+11.680	11:48:33.628
11	1:19.864	+15.654	11:49:53.492
12	1:14.669	+10.459	11:51:08.161

(9) TATIANE CRISTINA			
1	1:10.589	+1.977	11:38:24.901
2	1:08.612		11:39:33.513
3	1:10.330	+1.718	11:40:43.843
4	1:11.912	+3.300	11:41:55.755
5	1:10.263	+1.651	11:43:06.018
6	1:17.975	+9.363	11:44:23.993
7	1:10.776	+2.164	11:45:34.769
8	1:15.352	+6.740	11:46:50.121
9	1:10.093	+1.481	11:48:00.214
10	1:09.446	+0.834	11:49:09.660
11	1:10.887	+2.275	11:50:20.547
12	1:13.281	+4.669	11:51:33.828

Cronometragem: MARCOS A. MANCINI - Diretor de Prova: JOCEMIR ZAMBONI

Orbits





PREFEITURA DE
SÃO JOSÉ DO RIO CLARO

MaxRussi
Deputado Estadual

CÂMARA MUNICIPAL DE
SÃO JOSÉ DO RIO CLARO-MT

SEESP
SECRETARIA MUNICIPAL DE ESPORTE E LAZER

MOTOCROSS LEMAMT - 2a Etapa

Classificado por voltas

IMPORTADA MX4

S. J. do Rio Claro/MT 0,900 Km

Corrida

14/07/2024 11:30

Corrida iniciado em 11:36:25

POS	NUM	PILOTO	CATEGORIA	VOLTAS	DIF LÍDER	MOTO	CIDADE	PATROCINADOR/EQUIPE
1	354	RAFAEL KLUGE	IMP MX4	14		YAMAHA	LUCAS DO RIO VERDI	AMERICA RACING-PRECISA SHOP-AMAZON TEMPER
2	171	PETERSON PFEIFER	IMP MX4	14	10.601	YAMAHA	SORRISO	PEDRÃO MOTOS E TENDAS
3	7	ALEX CHUPEL	IMP MX4	14	13.729	KAWASAKI	SORRISO	AUTO SOCORRO SANTO ANDO
4	22	JOSÉ VAGNER	IMP MX4	14	56.175	HONDA	CAMPO NOVO DO PAI	TOREARIA COMPO NOVO
5	146	EDIO RIBEIRO	IMP MX4	14	1:08.469	KTM	SÃO JOSÉ DO RIO CL	SUPERPEÇAS-MADPRO-SETE SISTEMA
6	770	WAGNER DELARICA	IMP MX4	13	1 Volta	YAMAHA	JUARA	PORTO DE AREIA DELARICA
7	161	WAGNER PESSATTO	IMP MX4	13	1 Volta	YAMAHA	NOVA MUTUM	ESPAÇO MOTO CENTER
8	52	JUAREZ RIBEIRO	IMP MX4	13	1 Volta	YAMAHA	LUCAS DO RIO VERDI	AMERICA RACING
9	21	JOÃO BATISTA	IMP MX4	13	1 Volta	HONDA	COLÍDER	NENOMOTOS-ANDRÉ DE FREITAS
10	93	ELIANDRO PORFIRIO	IMP MX4	12	2 Voltas	HONDA	SINOP	SS INSTALADORA CONSTRUÇÃO DE OBRAS ELÉTRICAS
11	9	TATIANE CRISTINA	IMP MX4	12	2 Voltas	GASGAS	SORRISO	MASTER FILMS-TMX

Margem da Vitoria

velocidade Media

Tempo Melhor volta

Melhor Veloc.

Melhor Volta por..

10.601

53,571


56.112

57,742

354 - RAFAEL KLUGE

Cronometragem: MARCOS A. MANCINI - Diretor de Prova: JOCEMIR ZAMBONI

Orbits





PREFEITURA DE
SÃO JOSÉ DO RIO CLARO

MaxRussi
Deputado Estadual

CÂMARA MUNICIPAL DE
SÃO JOSÉ DO RIO CLARO-MT
SEESP
SECRETARIA MUNICIPAL DE
ESPORTE E LAZER

MOTOCROSS LEMAMT - 2a Etapa

NACIONAL FORÇA LIVRE / OPEN

S. J. do Rio Claro/MT 0,900 Km

Corrida

14/07/2024 09:00

Corrida iniciado em 9:24:05

Lap	Lap Tm	Diff	Time of Day	Lap	Lap Tm	Diff	Time of Day	Lap	Lap Tm	Diff	Time of Day
(69) ROMÁRIO ROSA				1	1:03.725	+1.899	9:25:53.372	9	2:05.262	+51.156	9:37:37.346
1	59.904	+2.183	9:25:47.515	2	1:04.840	+3.014	9:26:58.212	10	1:42.186	+28.080	9:39:19.532
2	58.926	+1.205	9:26:46.441	3	1:03.347	+1.521	9:28:01.559				
3	59.515	+1.794	9:27:45.956	4	1:03.409	+1.583	9:29:04.968				
4	58.988	+1.267	9:28:44.944	5	1:02.676	+0.850	9:30:07.644				
5	1:00.042	+2.321	9:29:44.986	6	1:02.411	+0.585	9:31:10.055				
6	58.272	+0.551	9:30:43.258	7	1:02.696	+0.870	9:32:12.751				
7	58.899	+1.178	9:31:42.157	8	1:01.826		9:33:14.577				
8	57.721		9:32:39.878	9	1:02.322	+0.496	9:34:16.899				
9	58.620	+0.899	9:33:38.498	10	1:02.903	+1.077	9:35:19.802				
10	59.381	+1.660	9:34:37.879	11	1:03.185	+1.359	9:36:22.987				
11	59.028	+1.307	9:35:36.907	12	1:03.338	+1.512	9:37:26.325				
12	59.064	+1.343	9:36:35.971	13	1:03.088	+1.262	9:38:29.413				
13	59.892	+2.171	9:37:35.863	14	1:04.807	+2.981	9:39:34.220				
14	59.160	+1.439	9:38:35.023	(21) JOÃO BATISTA							
(21) JEAN BACH				1	1:06.307	+3.004	9:25:58.228				
1	1:03.402	+3.807	9:25:56.914	2	1:04.335	+1.032	9:27:02.563				
2	1:02.999	+3.404	9:26:59.913	3	1:04.008	+0.705	9:28:06.571				
3	1:02.397	+2.802	9:28:02.310	4	1:03.303		9:29:09.874				
4	1:00.304	+0.709	9:29:02.614	5	1:04.516	+1.213	9:30:14.390				
5	1:01.033	+1.438	9:30:03.647	6	1:04.002	+0.699	9:31:18.392				
6	1:00.734	+1.139	9:31:04.381	7	1:04.128	+0.825	9:32:22.520				
7	1:00.484	+0.889	9:32:04.865	8	1:03.374	+0.071	9:33:25.894				
8	59.920	+0.325	9:33:04.785	9	1:06.735	+3.432	9:34:32.629				
9	1:00.531	+0.936	9:34:05.316	10	1:07.824	+4.521	9:35:40.453				
10	1:02.114	+2.519	9:35:07.430	11	1:07.471	+4.168	9:36:47.924				
11	59.697	+0.102	9:36:07.127	12	1:10.043	+6.740	9:37:57.967				
12	1:00.095	+0.500	9:37:07.222	13	1:13.768	+10.465	9:39:11.735				
13	1:00.036	+0.441	9:38:07.258	(357) AYRTON PENHA							
14	59.595		9:39:06.853	1	1:07.079	+0.589	9:26:01.271				
(260) DECHARLLES DEPARIS				2	1:08.802	+2.312	9:27:10.073				
1	1:02.049	+1.639	9:25:53.702	3	1:08.419	+1.929	9:28:18.492				
2	1:01.857	+1.447	9:26:55.559	4	1:07.628	+1.138	9:29:26.120				
3	1:01.662	+1.252	9:27:57.221	5	1:08.752	+2.262	9:30:34.872				
4	1:00.845	+0.435	9:28:58.066	6	1:10.367	+3.877	9:31:45.239				
5	1:01.327	+0.917	9:29:59.393	7	1:06.490		9:32:51.729				
6	1:02.009	+1.599	9:31:01.402	8	1:07.045	+0.555	9:33:58.774				
7	1:00.868	+0.458	9:32:02.270	9	1:09.944	+3.454	9:35:08.718				
8	1:00.788	+0.378	9:33:03.058	10	1:10.083	+3.593	9:36:18.801				
9	1:00.620	+0.210	9:34:03.678	11	1:07.223	+0.733	9:37:26.024				
10	1:01.339	+0.929	9:35:05.017	12	1:09.678	+3.188	9:38:35.702				
11	1:00.616	+0.206	9:36:05.633	(101) TIAGO DAL PONTE							
12	1:00.410		9:37:06.043	1	1:11.139		9:26:07.494				
13	1:00.489	+0.079	9:38:06.532	2	1:13.716	+2.577	9:27:21.210				
14	1:01.215	+0.805	9:39:07.747	3	1:14.033	+2.894	9:28:35.243				
(7) ALEX CHUPEL				4	1:14.758	+3.619	9:29:50.001				
1	1:02.641	+2.259	9:25:55.227	5	1:13.771	+2.632	9:31:03.772				
2	1:02.724	+2.342	9:26:57.951	6	1:14.774	+3.635	9:32:18.546				
3	1:00.382		9:27:58.333	7	1:16.198	+5.059	9:33:34.744				
4	1:00.690	+0.308	9:28:59.023	8	1:19.373	+8.234	9:34:54.117				
5	1:00.976	+0.594	9:29:59.999	9	1:18.661	+7.522	9:36:12.778				
6	1:02.400	+2.018	9:31:02.399	10	1:17.555	+6.416	9:37:30.333				
7	1:00.884	+0.502	9:32:03.283	11	1:17.474	+6.335	9:38:47.807				
8	1:00.684	+0.302	9:33:03.967	(998) HERBERTH MAGNO							
9	1:00.869	+0.487	9:34:04.836	1	1:14.118	+0.012	9:26:10.491				
10	1:00.803	+0.421	9:35:05.639	2	1:15.966	+1.860	9:27:26.457				
11	1:00.828	+0.446	9:36:06.467	3	1:14.106		9:28:40.563				
12	1:00.420	+0.038	9:37:06.887	4	1:16.404	+2.298	9:29:56.967				
13	1:01.680	+1.298	9:38:08.567	5	1:17.793	+3.687	9:31:14.760				
14	1:01.174	+0.792	9:39:09.741	6	1:19.359	+5.253	9:32:34.119				
(177) FABIANO MILANI				7	1:25.255	+11.149	9:33:59.374				
				8	1:32.710	+18.604	9:35:32.084				

Cronometragem: MARCOS A. MANCINI - Diretor de Prova: JOCEMIR ZAMBONI

Orbits





PREFEITURA DE
SÃO JOSÉ DO RIO CLARO

MaxRussi
Deputado Estadual

CÂMARA MUNICIPAL DE
SÃO JOSÉ DO RIO CLARO-MT

SEESP
SECRETARIA MUNICIPAL DE ESPORTE E LAZER

MOTOCROSS LEMAMT - 2a Etapa

Classificado por voltas

NACIONAL FORÇA LIVRE / OPEN

S. J. do Rio Claro/MT 0,900 Km

Corrida

14/07/2024 09:00

Corrida iniciado em 9:24:05

POS	NUM	PILOTO	CATEGORIA	VOLTAS	DIF LÍDER	MOTO	CIDADE	PATROCINADOR/EQUIPE
1	69	ROMÁRIO ROSA	FL / OPEN	14		HONDA	JUARA	AUTO ESCOLA TAPURAH
2	21	JEAN BACH	FL / OPEN	14	31.830	HONDA	CAMPO NOVO DO PAZ	PG IMÓVEIS-CARROFER
3	260	DECHARLLES DEPARIS	FL / OPEN	14	32.724	HONDA	LUCAS DO RIO VERDI	MF SELANTES-IDEAL CALHAS
4	7	ALEX CHUPEL	FL / OPEN	14	34.718	HONDA	SORRISO	AUTO SOCORRO SANTO ANJO
5	177	FABIANO MILANI	FL / OPEN	14	59.197	HONDA	SORRISO	CHICÃO MX SCHOOL-BORRACHARIA DO HÉLIO
6	21	JOÃO BATISTA	FL / OPEN	13	1 Volta	HONDA	COLÍDER	NENOMOTOS-ANDRÉ DE FREITAS
7	357	AYRTON PENHA	FL	12	2 Voltas	HONDA	LUCAS DO RIO VERDI	IDEAL CALHAS-PINGUIM MOTOS-CENTRO AUTOMOTIVO AYC
8	101	TIAGO DAL PONTE	OPEN	11	3 Voltas	HONDA	LUCAS DO RIO VERDI	PIT STOP DUAS RODAS
9	998	HERBERTH MAGNO	OPEN	10	4 Voltas	HONDA	LUCAS DO RIO VERDI	MAGNO THAY-PRECISA SHOP-AMÉRICA RACING

Margem da Vitoria

velocidade Media

Tempo Melhor volta

Melhor Veloc.

Melhor Volta por..

31.830

52,180


57,721

56,132

69 - ROMÁRIO ROSA

Cronometragem: MARCOS A. MANCINI - Diretor de Prova: JOCEMIR ZAMBONI

Orbits





PREFEITURA DE
SÃO JOSÉ DO RIO CLARO

MaxRussi
Deputado Estadual

CÂMARA MUNICIPAL DE
SÃO JOSÉ DO RIO CLARO-MT

SEESP
SECRETARIA MUNICIPAL DE
ESPORTE E LAZER

MOTOCROSS LEMAMT - 2a Etapa

NACIONAL INTERMEDIÁRIA

S. J. do Rio Claro/MT 0,900 Km

Corrida

14/07/2024 13:00

Corrida iniciado em 13:45:19

Lap	Lap Tm	Diff	Time of Day
(21) HIAGO SOUZA			
1	1:01.766	+0.499	13:47:04.742
2	1:01.702	+0.435	13:48:06.444
3	1:01.267		13:49:07.711
4	1:01.971	+0.704	13:50:09.682
5	1:02.864	+1.597	13:51:12.546
6	1:03.363	+2.096	13:52:15.909
7	1:03.438	+2.171	13:53:19.347
8	1:02.991	+1.724	13:54:22.338
9	1:02.250	+0.983	13:55:24.588
10	1:03.689	+2.422	13:56:28.277

Lap	Lap Tm	Diff	Time of Day
(69) FILIPE MENDONÇA			
1	1:01.858		13:47:03.156
2	1:02.054	+0.196	13:48:05.210
3	1:02.881	+1.023	13:49:08.091
4	1:03.597	+1.739	13:50:11.688
5	1:02.877	+1.019	13:51:14.565
6	1:03.366	+1.508	13:52:17.931
7	1:02.980	+1.122	13:53:20.911
8	1:04.436	+2.578	13:54:25.347
9	1:03.762	+1.904	13:55:29.109
10	1:04.878	+3.020	13:56:33.987

Lap	Lap Tm	Diff	Time of Day
(260) DECHARLLES DEPARIS			
1	1:03.808	+1.691	13:47:08.511
2	1:02.855	+0.738	13:48:11.366
3	1:02.117		13:49:13.483
4	1:03.119	+1.002	13:50:16.602
5	1:03.805	+1.688	13:51:20.407
6	1:03.509	+1.392	13:52:23.916
7	1:03.136	+1.019	13:53:27.052
8	1:03.614	+1.497	13:54:30.666
9	1:03.031	+0.914	13:55:33.697
10	1:04.026	+1.909	13:56:37.723

Lap	Lap Tm	Diff	Time of Day
(177) FABIANO MILANI			
1	1:01.823		13:47:07.081
2	1:03.263	+1.440	13:48:10.344
3	1:02.500	+0.677	13:49:12.844
4	1:03.229	+1.406	13:50:16.073
5	1:03.684	+1.861	13:51:19.757
6	1:03.347	+1.524	13:52:23.104
7	1:03.020	+1.197	13:53:26.124
8	1:04.050	+2.227	13:54:30.174
9	1:05.414	+3.591	13:55:35.588
10	1:03.988	+2.165	13:56:39.576

Lap	Lap Tm	Diff	Time of Day
(119) LUAN FELIPE			
1	1:04.777	+2.494	13:47:11.532
2	1:02.283		13:48:13.815
3	1:03.429	+1.146	13:49:17.244
4	1:02.362	+0.079	13:50:19.606
5	1:02.550	+0.267	13:51:22.156
6	1:02.936	+0.653	13:52:25.092
7	1:03.490	+1.207	13:53:28.582
8	1:04.100	+1.817	13:54:32.682
9	1:04.205	+1.922	13:55:36.887
10	1:05.709	+3.426	13:56:42.596

Lap	Lap Tm	Diff	Time of Day
(357) AYRTON PENHA			
1	1:04.861	+0.154	13:47:10.739
2	1:04.707		13:48:15.446
3	1:05.406	+0.699	13:49:20.852
4	1:05.300	+0.593	13:50:26.152

Lap	Lap Tm	Diff	Time of Day
5	1:06.263	+1.556	13:51:32.415
6	1:07.263	+2.556	13:52:39.678
7	1:10.376	+5.669	13:53:50.054
8	1:10.349	+5.642	13:55:00.403
9	1:09.275	+4.568	13:56:09.678
10	1:12.432	+7.725	13:57:22.110

Lap	Lap Tm	Diff	Time of Day
(27) JOÃO PEDRO			
1	1:10.686	+1.368	13:47:15.009
2	1:09.318		13:48:24.327
3	1:12.315	+2.997	13:49:36.642
4	1:11.882	+2.564	13:50:48.524
5	1:15.007	+5.689	13:52:03.531
6	1:12.407	+3.089	13:53:15.938
7	1:21.193	+11.875	13:54:37.131
8	1:15.431	+6.113	13:55:52.562
9	1:15.277	+5.959	13:57:07.839

Cronometragem: MARCOS A. MANCINI - Diretor de Prova: JOCEMIR ZAMBONI

Orbits





PREFEITURA DE
**SÃO JOSÉ DO
RIO CLARO**

MaxRussi
Deputado Estadual

CÂMARA
MUNICIPAL DE
SÃO JOSÉ DO RIO CLARO-MT

SEESP
SECRETARIA
MUNICIPAL DE
ESPORTE E LAZER

MOTOCROSS LEMAMT - 2a Etapa

Classificado por voltas

NACIONAL INTERMEDIÁRIA

S. J. do Rio Claro/MT 0,900 Km

Corrida

14/07/2024 13:00

Corrida iniciado em 13:45:19

POS	NUM	PILOTO	CATEGORIA	VOLTAS	DIF LÍDER	MOTO	CIDADE	PATROCINADOR/EQUIPE
1	21	HIAGO SOUZA	NAC INTER	10		HONDA	JUINA	
2	69	FILIFE MENDONÇA	NAC INTER	10	5.710	HONDA	JUINA	JESUS CRISTO-VISUAL ENVELOPAMENTO
3	260	DECHARLLES DEPARIS	NAC INTER	10	9.446	HONDA	LUCAS DO RIO VERDI	MF SELANTES-IDEAL CALHAS
4	177	FABIANO MILANI	NAC INTER	10	11.299	HONDA	SORRISO	CHICÃO MX SCHOOL-BORRACHARIA DO HÉLIO
5	119	LUAN FELIPE	NAC INTER	10	14.319	HONDA	DIAMANTINO	
6	357	AYRTON PENHA	NAC INTER	10	53.833	HONDA	TAPURAH	AYCAR AUTO CENTER-IDEAL CALHAS-PINGUIM MOTOS
7	27	JOÃO PEDRO	NAC INTER	9	1 Volta	HONDA	ALTA FLORESTA	

Margem da Vitoria

velocidade Media

Tempo Melhor volta

Melhor Veloc.

Melhor Volta por..

5.710

48,482

1:01.267

52,883

21 - HIAGO SOUZA

Cronometragem: MARCOS A. MANCINI - Diretor de Prova: JOCEMIR ZAMBONI

Orbits

