

Velocross Juína 2021

Classificado por voltas

VX DAS CIDADES

Juína - MT 0,800 Km

28/11/2021 12:26

RESULTADO GERAL

Pos	Equipe	No.	Piloto	Moto	Patrocinadores	PTS	TOTAL
	BRASNORTE A	96	DEARO	HONDA	PREFEITURA MUNICIPAL DE BRASNORTE	3	
1	BRASNORTE A	12	RACHERO	HONDA	PREFEITURA MUNICIPAL DE BRASNORTE	5	14
	BRASNORTE A	87	SAPO	HONDA	PREFEITURA MUNICIPAL DE BRASNORTE	6	
	JUÍNA A	3	FELIPE MENDONCA	HONDA	FRANGO MOTOS	1	
2	JUÍNA A	7	HIAGO SOUZA	HONDA	FRANGO MOTOS	9	20
	JUÍNA A	23	WISLAN	HONDA	FRANGO MOTOS	10	
	ARIPUANÃ	19	MATHEUS	HONDA		4	
3	ARIPUANÃ	99	WILIAN	HONDA		11	32
	ARIPUANÃ	101	ROÉRIO MONTOYA	HONDA		17	
	BRASNORTE B	841	FELIPE SANTANA	HONDA	PREFEITURA MUNICIPAL DE BRASNORTE	2	
4	BRASNORTE B	21	CRISTIAN	HONDA	PREFEITURA MUNICIPAL DE BRASNORTE	13	33
	BRASNORTE B	5	MARCOS CARDOSO	HONDA	PREFEITURA MUNICIPAL DE BRASNORTE	18	
	TAPURAH	6	HIGOR MIGUEL	HONDA	CORUJA MOTOS	8	
5	TAPURAH	37	ALESSANDRO CAVALCANTE	HONDA	CORUJA MOTOS	15	39
	TAPURAH	271	ALEXANDRE JUNIOR	HONDA	CORUJA MOTOS	16	
	JUÍNA B	45	ODAIR COSTA	HONDA	STAR MOTOS	7	
6	JUÍNA B	67	GALEGO	HONDA	STAR MOTOS	14	42
	JUÍNA B	83	EDGAR	HONDA	STAR MOTOS	21	
	JURUENA	357	PABLO	HONDA		12	
7	JURUENA	22	DANILO	HONDA		19	51
	JURUENA	9	RIAN	HONDA		20	

Margin of Victory

Avg. Speed

Best Lap Tm

Best Speed

Best Lap by

19.432

43,592

59.770

48,185

3 - FELIPE MENDONCA

Cronometragem: MARCOS A. MANCINI - Diretor de Prova: JOCEMIR ZAMBONI

Orbits

Velocross Juína 2021


50cc

Juína - MT 0,800 Km

CORRIDA

28/11/2021 12:20

Corrida iniciado em 13:51:54



Lap	Lap Tm	Diff	Time of Day
(67) VITOR DANIEL			
1	1:44.517	+5.662	13:55:14.191
2	1:42.404	+3.549	13:56:56.595
3	1:44.034	+5.179	13:58:40.629
4	1:43.946	+5.091	14:00:24.575
5	1:45.330	+6.475	14:02:09.905
6	1:38.855		14:03:48.760
(357) MIGUEL TIBES			
1	1:47.654	+2.134	13:55:27.583
2	1:49.070	+3.550	13:57:16.653
3	1:53.760	+8.240	13:59:10.413
4	1:46.556	+1.036	14:00:56.969
5	1:45.520		14:02:42.489
6	1:46.979	+1.459	14:04:29.468
(96) MARCELO DAVI			
1	1:48.732	+3.198	13:55:31.226
2	1:53.868	+8.334	13:57:25.094
3	1:46.607	+1.073	13:59:11.701
4	1:46.537	+1.003	14:00:58.238
5	1:45.534		14:02:43.772
6	1:47.136	+1.602	14:04:30.908

Lap	Lap Tm	Diff	Time of Day
-----	--------	------	-------------

Lap	Lap Tm	Diff	Time of Day
-----	--------	------	-------------



Velocross Juína 2021

Classificado por voltas

50cc

Juína - MT 0,800 Km

CORRIDA

28/11/2021 12:20

Corrida iniciado em 13:51:54

Pos	No.	Piloto	Categ	Voltas	Diff	M. Volta	Moto	Cidade	Equipe
1	67	VITOR DANIEL	50cc	6		1:38.855	YAMAHA	JUÍNA	COLCHÕES ORTOBOM-FRANGO MOTOS-VISU
2	357	MIGUEL TIBES	50cc	6	40.708	1:45.520	KTM	JURUENA	AUTO ELÉTRICA AVENIDA-VANESSA CONFEC
3	96	MARCELO DAVI	50cc	6	42.148	1:45.534	KTM	BRASNORTE	SR AÇÁI

Margin of Victory

Avg. Speed

Best Lap Tm

Best Speed

Best Lap by

40.708

24,202

1:38.855

29,134

67 - VITOR DANIEL

Cronometragem: MARCOS A. MANCINI - Diretor de Prova: JOCEMIR ZAMBONI

Orbits



www.mancini.esp.br

MOTOMUNDO

tecnology by
MYLAPS
SPORTS TIMING



Velocross Juína 2021

Classificado pela melhor volta


50cc

Juína - MT 0,800 Km

WARM-UP

28/11/2021 09:05

Qualificação iniciado em 10:16:24



Pos	No.	Piloto	Categ	M. Tempo	Diff	Moto	Cidade	Equipe
1	67	VITOR DANIEL	50cc	1:47.855		YAMAHA	JUÍNA	COLCHÕES ORTOBOM-FRANGO MOTOS-VISU
2	96	MARCELO DAVI	50cc	1:57.728	9.873	KTM	BRASNORTE	SR AÇÁÍ
3	357	MIGUEL TIBES	50cc	1:59.354	11.499	KTM	JURUENA	AUTO ELÉTRICA AVENIDA-VANESSA CONFEC



Velocross Juína 2021

150/200cc

Juína - MT 0,800 Km

CORRIDA

28/11/2021 12:23

Corrida iniciado em 14:54:03

Lap	Lap Tm	Diff	Time of Day
(22) DANILO DA SILVA			
1	1:02.209	+0.524	14:56:02.153
2	1:01.685		14:57:03.838
3	1:02.511	+0.826	14:58:06.349
4	1:02.577	+0.892	14:59:08.926
5	1:02.873	+1.188	15:00:11.799
6	1:03.100	+1.415	15:01:14.899
7	1:02.850	+1.165	15:02:17.749
8	1:05.666	+3.981	15:03:23.415
9	1:04.695	+3.010	15:04:28.110
10	1:09.646	+7.961	15:05:37.756

Lap	Lap Tm	Diff	Time of Day
(12) BOY			
1	1:05.310	+1.566	14:56:08.914
2	1:03.744		14:57:12.658
3	1:04.092	+0.348	14:58:16.750
4	1:05.457	+1.713	14:59:22.207
5	1:05.387	+1.643	15:00:27.594
6	1:06.351	+2.607	15:01:33.945
7	1:04.953	+1.209	15:02:38.898
8	1:05.665	+1.921	15:03:44.563
9	1:04.277	+0.533	15:04:48.840
10	1:05.575	+1.831	15:05:54.415

Lap	Lap Tm	Diff	Time of Day
(19) ALESSANDRO SECO			
1	1:06.225	+1.640	14:56:08.680
2	1:06.236	+1.651	14:57:14.916
3	1:04.585		14:58:19.501
4	1:04.706	+0.121	14:59:24.207
5	1:05.172	+0.587	15:00:29.379
6	1:05.319	+0.734	15:01:34.698
7	1:05.145	+0.560	15:02:39.843
8	1:05.417	+0.832	15:03:45.260
9	1:05.788	+1.203	15:04:51.048
10	1:04.906	+0.321	15:05:55.954

Lap	Lap Tm	Diff	Time of Day
(84) PEDRO SMITH			
1	1:05.285	+1.416	14:56:15.660
2	1:05.193	+1.324	14:57:20.853
3	1:03.997	+0.128	14:58:24.850
4	1:06.358	+2.489	14:59:31.208
5	1:06.506	+2.637	15:00:37.714
6	1:05.108	+1.239	15:01:42.822
7	1:03.869		15:02:46.691
8	1:04.544	+0.675	15:03:51.235
9	1:05.153	+1.284	15:04:56.388
10	1:03.896	+0.027	15:06:00.284

Lap	Lap Tm	Diff	Time of Day
(103) MAYCON FERREIRA			
1	1:06.042	+2.769	14:56:17.521
2	1:04.961	+1.688	14:57:22.482
3	1:05.963	+2.690	14:58:28.445
4	1:04.652	+1.379	14:59:33.097
5	1:05.689	+2.416	15:00:38.786
6	1:05.064	+1.791	15:01:43.850
7	1:06.191	+2.918	15:02:50.041
8	1:03.890	+0.617	15:03:53.931
9	1:03.273		15:04:57.204
10	1:04.933	+1.660	15:06:02.137

Lap	Lap Tm	Diff	Time of Day
(99) WILLIAN SCHULTZ			
1	1:05.552	+2.468	14:56:18.110
2	1:05.219	+2.135	14:57:23.329
3	1:05.880	+2.796	14:58:29.209
4	1:05.225	+2.141	14:59:34.434

Lap	Lap Tm	Diff	Time of Day
5	1:06.287	+3.203	15:00:40.721
6	1:04.960	+1.876	15:01:45.681
7	1:05.130	+2.046	15:02:50.811
8	1:04.366	+1.282	15:03:55.177
9	1:04.008	+0.924	15:04:59.185
10	1:03.084		15:06:02.269

Lap	Lap Tm	Diff	Time of Day
(65) VANDERLEI SANTANA			
1	1:08.031	+2.864	14:56:16.211
2	1:05.500	+0.333	14:57:21.711
3	1:05.494	+0.327	14:58:27.205
4	1:05.167		14:59:32.372
5	1:07.873	+2.706	15:00:40.245
6	1:05.746	+0.579	15:01:45.991
7	1:06.180	+1.013	15:02:52.171
8	1:06.260	+1.093	15:03:58.431
9	1:06.588	+1.421	15:05:05.019
10	1:07.852	+2.685	15:06:12.871

Lap	Lap Tm	Diff	Time of Day
(171) SIDNEY CLEANDO			
1	1:10.007	+3.166	14:56:18.842
2	1:07.426	+0.585	14:57:26.268
3	1:07.435	+0.594	14:58:33.703
4	1:08.207	+1.366	14:59:41.910
5	1:11.736	+4.895	15:00:53.646
6	1:10.711	+3.870	15:02:04.357
7	1:10.879	+4.038	15:03:15.236
8	1:07.895	+1.054	15:04:23.131
9	1:08.698	+1.857	15:05:31.829
10	1:06.841		15:06:38.670

Lap	Lap Tm	Diff	Time of Day
(2) DIESLEY GONÇALVES			
1	1:10.061	+2.008	14:56:21.175
2	1:08.053		14:57:29.228
3	1:10.764	+2.711	14:58:39.992
4	1:10.411	+2.358	14:59:50.403
5	1:09.810	+1.757	15:01:00.213
6	1:08.127	+0.074	15:02:08.340
7	1:08.482	+0.429	15:03:16.822
8	1:09.562	+1.509	15:04:26.384
9	1:10.121	+2.068	15:05:36.505
10	1:11.694	+3.641	15:06:48.199

Lap	Lap Tm	Diff	Time of Day
(90) DINIZ			
1	1:10.740	+2.153	14:56:25.353
2	1:09.178	+0.591	14:57:34.531
3	1:08.587		14:58:43.118
4	1:08.630	+0.043	14:59:51.748
5	1:09.714	+1.127	15:01:01.462
6	1:09.286	+0.699	15:02:10.748
7	1:10.791	+2.204	15:03:21.539
8	1:08.830	+0.243	15:04:30.369
9	1:11.706	+3.119	15:05:42.075

Lap	Lap Tm	Diff	Time of Day
(25) BADU			
1	1:14.083	+4.971	14:56:27.647
2	1:09.112		14:57:36.759
3	1:10.451	+1.339	14:58:47.210
4	1:13.162	+4.050	15:00:00.372
5	1:10.334	+1.222	15:01:10.706
6	1:13.801	+4.689	15:02:24.507
7	1:11.958	+2.846	15:03:36.465
8	1:17.277	+8.165	15:04:53.742
9	1:39.938	+30.826	15:06:33.680

Lap	Lap Tm	Diff	Time of Day
(113) MAURI BODNER			

Cronometragem: MARCOS A. MANCINI - Diretor de Prova: JOCEMIR ZAMBONI

Orbits

Velocross Juína 2021

Classificado por voltas

150/200cc

Juína - MT 0,800 Km

CORRIDA

28/11/2021 12:23

Corrida iniciado em 14:54:03

Pos	No.	Piloto	Categ	Voltas	Diff	M. Volta	Moto	Cidade	Equipe
1	22	DANILO DA SILVA	150/200cc	10		1:01.685	HONDA	JURUENA	TEM TUDO CELULARES
2	12	BOY	150/200cc	10	16.659	1:03.744	HONDA	BRASNORTE	BOY VEÍCULOS
3	19	ALESSANDRO SECO	150/200cc	10	18.198	1:04.585	HONDA	BRASNORTE	
4	84	PEDRO SMITH	150/200cc	10	22.528	1:03.869	HONDA	ARIPUANÃ	
5	103	MAYCON FERREIRA	150/200cc	10	24.381	1:03.273	HONDA	COLORADO DO OEST	MAYCON PINTURAS
6	99	WILLIAN SCHULTZ	150/200cc	10	24.513	1:03.084	HONDA	ARIPUANÃ	COFERMAG FERRAGENS E FERRAMENTAS
7	65	VANDERLEI SANTANA	150/200cc	10	35.115	1:05.167	HONDA	JUÍNA	DINEI MOTOS
8	171	SIDNEY CLEANDO	150/200cc	10	1:00.914	1:06.841	HONDA	JUÍNA	
9	2	DIESLEY GONÇALVES	150/200cc	10	1:10.443	1:08.053	HONDA	ARIPUANÃ	
10	90	DINIZ	150/200cc	9	1 Volta	1:08.587	HONDA	BRASNORTE	GTS AR CONDICIONADO-ANDRADE CONSTRU
11	25	BADU	150/200cc	9	1 Volta	1:09.112	HONDA	JUÍNA	ART FRIO-TOP CELL-LORD BARBEARIA-DESTA
12	113	MAURI BODNER	150/200cc	9	1 Volta	1:05.081	HONDA	JURUENA	
13	26	AMARELIN	150/200cc	7	3 Voltas	1:04.452	HONDA	BRASNORTE	SUOER MOTOS
14	44	ADRIANO DE SÁ	150/200cc	5	5 Voltas	1:13.984	HONDA	COLORADO DO OEST	
15	49	GALEGO	150/200cc	2	8 Voltas	1:02.639	HONDA	JUÍNA	GALEGO PINTURAS-DINEY MOTOS

Margin of Victory

Avg. Speed

Best Lap Tm

Best Speed

Best Lap by

16.659

41,457

1:01.685

46,689

22 - DANILO DA SILVA

Cronometragem: MARCOS A. MANCINI - Diretor de Prova: JOCEMIR ZAMBONI

Orbits

Velocross Juína 2021

150/200cc

Juína - MT 0,800 Km

WARM-UP

28/11/2021 09:08

Qualificação iniciado em 11:15:00

Lap	Lap Tm	Diff	Time of Day
(103) MAYCON FERREIRA			
1	1:03.621	+8.970	11:17:18.326
2	1:04.371	+9.720	11:18:22.697
3	1:02.073	+7.422	11:19:24.770
4	1:05.047	+10.396	11:20:29.817
5	1:03.957	+9.306	11:21:33.774
6	54.651		11:22:28.425
7	1:19.565	+24.914	11:23:47.990
(49) GALEGO			
1	1:20.883	+20.111	11:19:07.323
2	1:04.637	+3.865	11:20:11.960
3	1:02.747	+1.975	11:21:14.707
4	1:03.604	+2.832	11:22:18.311
5	1:01.458	+0.686	11:23:19.769
6	1:00.772		11:24:20.541
7	3:06.656	+2:05.884	11:27:27.197
(99) WILLIAN SCHULTZ			
1	1:04.646	+2.981	11:17:46.930
2	1:01.665		11:18:48.595
3	1:04.283	+2.618	11:19:52.878
4	2:14.529	+1:12.864	11:22:07.407
5	4:57.859	+3:56.194	11:27:05.266
(22) DANILO DA SILVA			
1	1:06.309	+4.164	11:17:23.039
2	1:04.294	+2.149	11:18:27.333
3	1:02.959	+0.814	11:19:30.292
4	1:02.321	+0.176	11:20:32.613
5	1:02.145		11:21:34.758
6	1:04.074	+1.929	11:22:38.832
7	1:05.500	+3.355	11:23:44.332
8	1:04.222	+2.077	11:24:48.554
9	1:05.762	+3.617	11:25:54.316
(84) PEDRO SMITH			
1	1:03.144	+0.439	11:18:10.265
2	1:02.705		11:19:12.970
3	1:03.687	+0.982	11:20:16.657
4	1:03.090	+0.385	11:21:19.747
5	1:04.433	+1.728	11:22:24.180
6	1:08.332	+5.627	11:23:32.512
(12) BOY			
1	1:04.119	+1.201	11:17:09.729
2	1:02.927	+0.009	11:18:12.656
3	1:02.918		11:19:15.574
(26) AMARELIN			
1	1:04.528	+0.940	11:17:11.652
2	1:35.884	+32.296	11:18:47.536
3	1:04.924	+1.336	11:19:52.460
4	1:05.937	+2.349	11:20:58.397
5	1:03.588		11:22:01.985
6	1:05.189	+1.601	11:23:07.174
7	1:05.170	+1.582	11:24:12.344
8	2:31.451	+1:27.863	11:26:43.795
(65) VANDERLEI SANTANA			
1	1:04.301	+0.442	11:18:59.037
2	1:05.974	+2.115	11:20:05.011
3	1:09.242	+5.383	11:21:14.253
4	2:47.503	+1:43.644	11:24:01.756
5	1:03.859		11:25:05.615

Lap	Lap Tm	Diff	Time of Day
6	1:04.526	+0.667	11:26:10.141
(113) MAURI BODNER			
1	1:08.140	+3.263	11:17:27.684
2	1:12.233	+7.356	11:18:39.917
3	1:31.203	+26.326	11:20:11.120
4	1:07.704	+2.827	11:21:18.824
5	1:04.877		11:22:23.701
6	1:06.368	+1.491	11:23:30.069
7	1:24.211	+19.334	11:24:54.280
8	1:09.869	+4.992	11:26:04.149
(19) ALESSANDRO SECO			
1	1:05.816	+0.680	11:17:10.951
2	1:05.136		11:18:16.087
3	1:05.628	+0.492	11:19:21.715
4	1:05.752	+0.616	11:20:27.467
5	1:05.454	+0.318	11:21:32.921
(171) SIDNEY CLEANDO			
1	1:08.700	+1.765	11:17:49.703
2	1:08.018	+1.083	11:18:57.721
3	1:06.935		11:20:04.656
4	1:08.903	+1.968	11:21:13.559
5	1:07.205	+0.270	11:22:20.764
6	1:08.082	+1.147	11:23:28.846
7	1:17.860	+10.925	11:24:46.706
8	1:09.022	+2.087	11:25:55.728
(2) DIESLEY GONÇALVES			
1	1:25.157	+18.210	11:18:07.292
2	1:15.261	+8.314	11:19:22.553
3	1:06.947		11:20:29.500
4	1:08.286	+1.339	11:21:37.786
5	1:07.546	+0.599	11:22:45.332
(25) BADU			
1	1:08.808	+1.820	11:17:16.759
2	1:06.988		11:18:23.747
3	1:11.597	+4.609	11:19:35.344
4	1:08.998	+2.010	11:20:44.342
5	1:08.804	+1.816	11:21:53.146
6	1:08.075	+1.087	11:23:01.221
7	1:09.268	+2.280	11:24:10.489
8	1:53.214	+46.226	11:26:03.703
(90) DINIZ			
1	1:10.604	+2.826	11:17:30.828
2	1:10.341	+2.563	11:18:41.169
3	1:08.837	+1.059	11:19:50.006
4	1:07.778		11:20:57.784
5	1:08.299	+0.521	11:22:06.083
6	1:09.621	+1.843	11:23:15.704
7	1:10.901	+3.123	11:24:26.605
8	1:09.913	+2.135	11:25:36.518
(44) ADRIANO DE SÁ			
1	1:11.115	+3.039	11:17:32.108
2	1:11.476	+3.400	11:18:43.584
3	1:08.437	+0.361	11:19:52.021
4	1:10.729	+2.653	11:21:02.750
5	1:08.076		11:22:10.826
6	26.908	-41.168	11:22:37.734
7	1:16.305	+8.229	11:23:54.039

Velocross Juína 2021

Classificado pela melhor volta

150/200cc

Juína - MT 0,800 Km

WARM-UP

28/11/2021 09:08

Qualificação iniciado em 11:15:00

Pos	No.	Piloto	Categ	M. Tempo	Diff	Moto	Cidade	Equipe
1	103	MAYCON FERREIRA	150/200cc	54.651		HONDA	COLORADO DO OESTE	MAYCON PINTURAS
2	49	GALEGO	150/200cc	1:00.772	6.121	HONDA	JUÍNA	GALEGO PINTURAS-DINEY MOTOS
3	99	WILLIAN SCHULTZ	150/200cc	1:01.665	7.014	HONDA	ARIPUANÃ	COFERMAG FERRAGENS E FERRAMENTAS
4	22	DANILO DA SILVA	150/200cc	1:02.145	7.494	HONDA	JURUENA	TEM TUDO CELULARES
5	84	PEDRO SMITH	150/200cc	1:02.705	8.054	HONDA	ARIPUANÃ	
6	12	BOY	150/200cc	1:02.918	8.267	HONDA	BRASNORTE	BOY VEÍCULOS
7	26	AMARELIN	150/200cc	1:03.588	8.937	HONDA	BRASNORTE	SUOER MOTOS
8	65	VANDERLEI SANTANA	150/200cc	1:03.859	9.208	HONDA	JUÍNA	DINEI MOTOS
9	113	MAURI BODNER	150/200cc	1:04.877	10.226	HONDA	JURUENA	
10	19	ALESSANDRO SECO	150/200cc	1:05.136	10.485	HONDA	BRASNORTE	
11	171	SIDNEY CLEANDO	150/200cc	1:06.935	12.284	HONDA	JUÍNA	
12	2	DIESLEY GONÇALVES	150/200cc	1:06.947	12.296	HONDA	ARIPUANÃ	
13	25	BADU	150/200cc	1:06.988	12.337	HONDA	JUÍNA	ART FRIO-TOPO CELL-LORD BARBEARIA-DESTA
14	90	DINIZ	150/200cc	1:07.778	13.127	HONDA	BRASNORTE	GTS AR CONDICIONADO-ANDRADE CONSTRU
15	44	ADRIANO DE SÁ	150/200cc	1:08.076	13.425	HONDA	COLORADO DO OESTE	




Velocross Juína 2021

JUVENIL / FEMININA

Juína - MT 0,800 Km

RESULTADO GERAL FEMININA



POS	No.	PILOTO	CATEG	1a BAT	TOTAL	MOTO	CIDADE
1	3	POLY MENDONÇA	FEMININA	25	25	HONDA	JUÍNA
2	77	ANNA JULIA COELHO	FEMININA	22	22	HONDA	BRASNORTE
3	21	JOANA CARLA	FEMININA	20	20	HONDA	JUÍNA
4	171	FABIANA DA SILVA	FEMININA	18	18	HONDA	JUÍNA
5	99	LARISSA HOFFMAN	FEMININA	16	16	HONDA	ARIPUANÃ

Cronometragem: MARCOS A. MANCINI - Diretor de Prova: JOCEMIR ZAMBONI

Orbits



www.mancini.esp.br



tecnology by
MYLAPS
SPORTS TIMING

Velocross Juína 2021

IMPORTADA

Juína - MT 0,800 Km

CORRIDA

28/11/2021 12:24

Corrida iniciado em 15:14:37

Lap	Lap Tm	Diff	Time of Day	Lap	Lap Tm	Diff	Time of Day	Lap	Lap Tm	Diff	Time of Day
(3) FELIPE MENDONÇA				11	1:03.038	+3.437	15:26:49.228	12	1:08.048	+8.447	15:27:57.276
1	58.124		15:16:33.244	13	1:05.401	+5.800	15:29:02.677	14	1:05.101	+5.500	15:30:07.778
2	58.656	+0.532	15:17:31.900	15	1:05.313	+5.712	15:31:13.091	15	1:05.313	+5.712	15:31:13.091
3	58.612	+0.488	15:18:30.512	16	1:08.196	+8.595	15:32:21.287				
4	58.505	+0.381	15:19:29.017	(271) ALEXANDRE JÚNIOR				1	1:00.695		15:16:36.685
5	59.208	+1.084	15:20:28.225	2	1:01.485	+0.790	15:17:38.170	2	1:01.485	+0.790	15:17:38.170
6	59.059	+0.935	15:21:27.284	3	1:01.313	+0.618	15:18:39.483	3	1:01.313	+0.618	15:18:39.483
7	59.644	+1.520	15:22:26.928	4	1:14.069	+13.374	15:19:53.552	4	1:14.069	+13.374	15:19:53.552
8	1:00.904	+2.780	15:23:27.832	5	1:01.078	+0.383	15:20:54.630	5	1:01.078	+0.383	15:20:54.630
9	59.302	+1.178	15:24:27.134	6	1:02.185	+1.490	15:21:56.815	6	1:02.185	+1.490	15:21:56.815
10	59.062	+0.938	15:25:26.196	7	1:03.228	+2.533	15:23:00.043	7	1:03.228	+2.533	15:23:00.043
11	59.536	+1.412	15:26:25.732	8	1:01.918	+1.223	15:24:01.961	8	1:01.918	+1.223	15:24:01.961
12	59.970	+1.846	15:27:25.702	9	1:05.018	+4.323	15:25:06.979	9	1:05.018	+4.323	15:25:06.979
13	1:02.441	+4.317	15:28:28.143	10	1:04.938	+4.243	15:26:11.917	10	1:04.938	+4.243	15:26:11.917
14	1:01.828	+3.704	15:29:29.971	11	1:03.506	+2.811	15:27:15.423	11	1:03.506	+2.811	15:27:15.423
15	59.888	+1.764	15:30:29.859	12	1:06.175	+5.480	15:28:21.598	12	1:06.175	+5.480	15:28:21.598
16	1:00.577	+2.453	15:31:30.436	13	1:05.314	+4.619	15:29:26.912	13	1:05.314	+4.619	15:29:26.912
(9) RIAN PIOVESAN				14	1:09.655	+8.960	15:30:36.567	14	1:09.655	+8.960	15:30:36.567
1	58.508		15:16:32.179	15	1:07.525	+6.830	15:31:44.092	15	1:07.525	+6.830	15:31:44.092
2	58.727	+0.219	15:17:30.906	(292) WISLANDERSON				1	1:04.023	+0.015	15:16:42.066
3	59.132	+0.624	15:18:30.038	2	1:04.763	+0.755	15:17:46.829	2	1:04.763	+0.755	15:17:46.829
4	1:01.445	+2.937	15:19:31.483	3	1:04.564	+0.556	15:18:51.393	3	1:04.564	+0.556	15:18:51.393
5	1:00.523	+2.015	15:20:32.006	4	1:05.078	+1.070	15:19:56.471	4	1:05.078	+1.070	15:19:56.471
6	1:01.079	+2.571	15:21:33.085	5	1:04.008		15:21:00.479	5	1:04.008		15:21:00.479
7	1:00.744	+2.236	15:22:33.829	6	1:05.535	+1.527	15:22:06.014	6	1:05.535	+1.527	15:22:06.014
8	59.733	+1.225	15:23:33.562	7	1:06.958	+2.950	15:23:12.972	7	1:06.958	+2.950	15:23:12.972
9	58.634	+0.126	15:24:32.196	8	1:05.659	+1.651	15:24:18.631	8	1:05.659	+1.651	15:24:18.631
10	59.774	+1.266	15:25:31.970	9	1:11.500	+7.492	15:25:30.131	9	1:11.500	+7.492	15:25:30.131
11	1:00.609	+2.101	15:26:32.579	10	1:29.559	+25.551	15:26:59.690	10	1:29.559	+25.551	15:26:59.690
12	1:00.823	+2.315	15:27:33.402	11	1:11.484	+7.476	15:28:11.174	11	1:11.484	+7.476	15:28:11.174
13	1:00.938	+2.430	15:28:34.340	12	1:04.248	+0.240	15:29:15.422	12	1:04.248	+0.240	15:29:15.422
14	59.680	+1.172	15:29:34.020	13	1:05.223	+1.215	15:30:20.645	13	1:05.223	+1.215	15:30:20.645
15	59.754	+1.246	15:30:33.774	14	1:16.175	+12.167	15:31:36.820	14	1:16.175	+12.167	15:31:36.820
16	1:01.374	+2.866	15:31:35.148	(406) WILIAM SANTOS				1	1:02.766	+0.770	15:17:08.479
(83) EDGAR FONTANA				2	1:03.500	+1.504	15:18:11.979	2	1:03.500	+1.504	15:18:11.979
1	1:02.170	+3.420	15:16:42.564	3	1:01.996		15:19:13.975	3	1:01.996		15:19:13.975
2	58.888	+0.138	15:17:41.452	4	1:03.401	+1.405	15:20:17.376	4	1:03.401	+1.405	15:20:17.376
3	59.687	+0.937	15:18:41.139	5	1:04.486	+2.490	15:21:21.862	5	1:04.486	+2.490	15:21:21.862
4	58.750		15:19:39.889	6	1:02.508	+0.512	15:22:24.370	6	1:02.508	+0.512	15:22:24.370
5	59.434	+0.684	15:20:39.323								
6	1:00.018	+1.268	15:21:39.341								
7	59.418	+0.668	15:22:38.759								
8	59.631	+0.881	15:23:38.900								
9	1:00.092	+1.342	15:24:38.482								
10	59.698	+0.948	15:25:38.180								
11	1:00.820	+2.070	15:26:39.000								
12	1:01.337	+2.587	15:27:40.337								
13	1:02.914	+4.164	15:28:43.251								
14	1:01.660	+2.910	15:29:44.911								
15	1:01.448	+2.698	15:30:46.359								
16	1:01.677	+2.927	15:31:48.036								
(12) RACHERO											
1	1:00.623	+1.022	15:16:39.861								
2	1:00.194	+0.593	15:17:40.055								
3	1:00.190	+0.589	15:18:40.245								
4	1:01.537	+1.936	15:19:41.782								
5	59.918	+0.317	15:20:41.700								
6	1:00.390	+0.789	15:21:42.090								
7	59.601		15:22:41.691								
8	1:00.045	+0.444	15:23:41.736								
9	1:00.739	+1.138	15:24:42.475								
10	1:03.715	+4.114	15:25:46.190								

Cronometragem: MARCOS A. MANCINI - Diretor de Prova: JOCEMIR ZAMBONI

Orbits



Velocross Juína 2021

Classificado por voltas

IMPORTADA

Juína - MT 0,800 Km

CORRIDA

28/11/2021 12:24

Corrida iniciado em 15:14:37

Pos	No.	Piloto	Categ	Voltas	Diff	M. Volta	Moto	Cidade	Equipe
1	3	FELIPE MENDONÇA	IMPORTADA	16		58.124	HONDA	JUÍNA	
2	9	RIAN PIOVESAN	IMPORTADA	16	4.712	58.508	HONDA	JURUENA	ORGOESTE CONTABILIDADE-CEREALISTA JUF
3	83	EDGAR FONTANA	IMPORTADA	16	17.600	58.750	HONDA	JUÍNA	PRIME AÇÁ-DINEY MOTOS-ORTOBOM JUINA
4	12	RACHERO	IMPORTADA	16	50.851	59.601	SUZUKI	BRASNORTE	
5	271	ALEXANDRE JÚNIOR	IMPORTADA	15	1 Volta	1:00.695	HONDA	TAPURAH	FRIZZO E CIA-CORUJA MOTOS-ALBATROZ DI:
6	292	WISLANDERSON	IMPORTADA	14	2 Voltas	1:04.008	KAWASAKI	JUÍNA	
7	406	WILIAM SANTOS	IMPORTADA	6	10 Voltas	1:01.996	YAMAHA	CACOAL	WANDIR TRATORES-TEL MECÂNICO

Margin of Victory

Avg. Speed

Best Lap Tm

Best Speed

Best Lap by

4.712

45,509

58.124

49,549

3 - FELIPE MENDONÇA

Cronometragem: MARCOS A. MANCINI - Diretor de Prova: JOCEMIR ZAMBONI

Orbits



www.mancini.esp.br

MOTOMUNDO

tecnology by
MYLAPS
SPORTS TIMING

Velocross Juína 2021

IMPORTADA

Juína - MT 0,800 Km

WARM-UP

28/11/2021 09:09

Qualificação iniciado em 11:32:38

Lap	Lap Tm	Diff	Time of Day
-----	--------	------	-------------

(9) RIAN PIOVESAN

1	4:07.030	+3:11.455	11:37:52.399
2	12.519	-43.056	11:38:04.918
3	59.703	+4.128	11:39:04.621
4	56.965	+1.390	11:40:01.586
5	55.593	+0.018	11:40:57.179
6	55.575		11:41:52.754
7	55.873	+0.298	11:42:48.627

(83) EDGAR FONTANA

1	1:11.337	+15.700	11:35:40.954
2	55.637		11:36:36.591
3	55.987	+0.350	11:37:32.578
4	4:31.648	+3:36.011	11:42:04.226
5	55.679	+0.042	11:42:59.905

(271) ALEXANDRE JÚNIOR

1	1:02.531	+3.448	11:35:01.037
2	1:01.086	+2.003	11:36:02.123
3	2:20.510	+1:21.427	11:38:22.633
4	59.288	+0.205	11:39:21.921
5	59.279	+0.196	11:40:21.200
6	59.243	+0.160	11:41:20.443
7	59.665	+0.582	11:42:20.108
8	59.083		11:43:19.191

(406) WILIAM SANTOS

1	1:03.860	+2.868	11:34:59.442
2	1:01.783	+0.791	11:36:01.225
3	1:00.992		11:37:02.217
4	1:09.506	+8.514	11:38:11.723
5	1:03.236	+2.244	11:39:14.959
6	52.465	-8.527	11:40:07.424

(12) RACHERO

1	1:02.504	+0.852	11:34:55.026
2	1:04.459	+2.807	11:35:59.485
3	1:01.652		11:37:01.137

(292) WISLANDERSON

1	1:03.391	+1.641	11:36:06.415
2	1:03.692	+1.942	11:37:10.107
3	1:03.497	+1.747	11:38:13.604
4	1:01.750		11:39:15.354

Lap	Lap Tm	Diff	Time of Day
-----	--------	------	-------------

Lap	Lap Tm	Diff	Time of Day
-----	--------	------	-------------



Velocross Juína 2021

Classificado pela melhor volta

IMPORTADA

Juína - MT 0,800 Km

WARM-UP

28/11/2021 09:09

Qualificação iniciado em 11:32:38

Pos	No.	Piloto	Categ	M. Tempo	Diff	Moto	Cidade	Equipe
1	9	RIAN PIOVESAN	IMPORTADA	55.575		HONDA	JURUENA	ORGOESTE CONTABILIDADE-CEREALISTA JUF
2	83	EDGAR FONTANA	IMPORTADA	55.637	0.062	HONDA	JUÍNA	PRIME AÇAÍ-DINEY MOTOS-ORTOBOM JUINA
3	271	ALEXANDRE JÚNIOR	IMPORTADA	59.083	3.508	HONDA	TAPURAH	FRIZZO E CIA-CORUJA MOTOS-ALBATROZ DI
4	406	WILIAM SANTOS	IMPORTADA	1:00.992	5.417	YAMAHA	CACOAL	WANDIR TRATORES-TEL MECÂNICO
5	12	RACHERO	IMPORTADA	1:01.652	6.077	SUZUKI	BRASNORTE	
6	292	WISLANDERSON	IMPORTADA	1:01.750	6.175	KAWASAKI	JUÍNA	

Cronometragem: MARCOS A. MANCINI - Diretor de Prova: JOCEMIR ZAMBONI

Orbits



www.mancini.esp.br



technology by
MYLAPS
SPORTS TIMING

Velocross Juína 2021

JUVENIL / FEMININA

Juína - MT 0,800 Km

CORRIDA

28/11/2021 12:25

Corrida iniciado em 15:39:38

Lap	Lap Tm	Diff	Time of Day
(406) WILLIAN SANTOS			
1	1:02.793		15:41:44.482
2	1:04.299	+1.506	15:42:48.781
3	1:04.279	+1.486	15:43:53.060
4	1:06.559	+3.766	15:44:59.619
5	1:06.762	+3.969	15:46:06.381
6	1:06.953	+4.160	15:47:13.334
7	1:08.991	+6.198	15:48:22.325
8	1:07.586	+4.793	15:49:29.911
9	1:07.790	+4.997	15:50:37.701

Lap	Lap Tm	Diff	Time of Day
(3) POLY MENDONÇA			
1	1:10.258		15:41:51.594
2	1:13.283	+3.025	15:43:04.877
3	1:12.778	+2.520	15:44:17.655
4	1:10.543	+0.285	15:45:28.198
5	1:10.924	+0.666	15:46:39.122
6	1:12.460	+2.202	15:47:51.582
7	1:13.886	+3.628	15:49:05.468
8	1:12.737	+2.479	15:50:18.205
9	1:13.773	+3.515	15:51:31.978

Lap	Lap Tm	Diff	Time of Day
(77) ANNA JULIA COELHO			
1	1:17.389	+1.599	15:42:09.547
2	1:15.790		15:43:25.337
3	1:17.542	+1.752	15:44:42.879
4	1:21.679	+5.889	15:46:04.558
5	1:19.128	+3.338	15:47:23.686
6	1:17.404	+1.614	15:48:41.090
7	1:16.698	+0.908	15:49:57.788
8	1:16.083	+0.293	15:51:13.871

Lap	Lap Tm	Diff	Time of Day
(21) JOANA CARLA			
1	1:19.969	+5.336	15:42:15.066
2	1:20.326	+5.693	15:43:35.392
3	1:18.734	+4.101	15:44:54.126
4	1:17.779	+3.146	15:46:11.905
5	1:16.878	+2.245	15:47:28.783
6	1:16.869	+2.236	15:48:45.652
7	1:15.464	+0.831	15:50:01.116
8	1:14.633		15:51:15.749

Lap	Lap Tm	Diff	Time of Day
(171) FABIANA DA SILVA			
1	1:23.283	+3.128	15:42:21.726
2	1:22.246	+2.091	15:43:43.972
3	1:20.155		15:45:04.127
4	1:20.795	+0.640	15:46:24.922
5	1:21.806	+1.651	15:47:46.728
6	1:22.684	+2.529	15:49:09.412
7	1:25.026	+4.871	15:50:34.438
8	1:21.938	+1.783	15:51:56.376

Lap	Lap Tm	Diff	Time of Day
(99) LARISSA HOFFMAN			
1	1:23.253	+2.429	15:42:20.873
2	1:22.821	+1.997	15:43:43.694
3	1:24.170	+3.346	15:45:07.864
4	1:23.422	+2.598	15:46:31.286
5	1:23.516	+2.692	15:47:54.802
6	1:20.824		15:49:15.626
7	1:22.524	+1.700	15:50:38.150

Lap	Lap Tm	Diff	Time of Day
(27) KAMILA PORFIRIA			
1	1:30.753		15:42:49.277
2	1:30.971	+0.218	15:44:20.248
3	1:34.534	+3.781	15:45:54.782

Lap	Lap Tm	Diff	Time of Day
4	1:31.720	+0.967	15:47:26.502
5	1:31.362	+0.609	15:48:57.864
6	1:36.065	+5.312	15:50:33.929
7	1:33.679	+2.926	15:52:07.608

Lap	Lap Tm	Diff	Time of Day
(357) MIGUEL TIBES			
1	1:45.490		15:43:09.581
2	1:54.225	+8.735	15:45:03.806
3	1:51.009	+5.519	15:46:54.815
4	1:54.484	+8.994	15:48:49.299
5	1:48.013	+2.523	15:50:37.312
6	1:55.005	+9.515	15:52:32.317

Cronometragem: MARCOS A. MANCINI - Diretor de Prova: JOCEMIR ZAMBONI

Orbits



Velocross Juína 2021

Classificado por voltas

JUVENIL / FEMININA

Juína - MT 0,800 Km

CORRIDA

28/11/2021 12:25

Corrida iniciado em 15:39:38

Pos	No.	Piloto	Categ	Voltas	Diff	M. Volta	Moto	Cidade	Equipe
1	406	WILLIAN SANTOS	JUVENIL	9		1:02.793	YAMAHA	CACOAL	WANDIR TRATOR-TEL TREINADOR E MECÂNICO
2	3	POLY MENDONÇA	FEMININA - JUVENIL	9	54.277	1:10.258	HONDA	JUÍNA	
3	77	ANNA JULIA COELHO	FEMININA - JUVENIL	8	1 Volta	1:15.790	HONDA	BRASNORTE	
4	21	JOANA CARLA	FEMININA - JUVENIL	8	1 Volta	1:14.633	HONDA	JUÍNA	ATUAL ADESIVOS E INSULFILM - RACHERO PR
5	171	FABIANA DA SILVA	FEMININA	8	1 Volta	1:20.155	HONDA	JUÍNA	DINEI MOTOS-FABRÍCIO HATILA
6	99	LARISSA HOFFMAN	FEMININA	7	2 Voltas	1:20.824	HONDA	ARIPUANÃ	
7	27	KAMILA PORFIRIA	JUVENIL	7	2 Voltas	1:30.753	HONDA	ARIPUANÃ	
8	357	MIGUEL TIBES	JUVENIL	6	3 Voltas	1:45.490	HONDA	JURUENA	

Margin of Victory

Avg. Speed

Best Lap Tm

Best Speed

Best Lap by

54.277

39,337

1:02.793

45,865

406 - WILLIAN SANTOS

Cronometragem: MARCOS A. MANCINI - Diretor de Prova: JOCEMIR ZAMBONI

Orbits



www.mancini.esp.br

MOTOMUNDO

tecnology by
MYLAPS
SPORTS TIMING

Velocross Juína 2021

JUVENIL / FEMININA

Juína - MT 0,800 Km

WARM-UP

28/11/2021 09:10

Qualificação iniciado em 11:48:45

Lap	Lap Tm	Diff	Time of Day	Lap	Lap Tm	Diff	Time of Day	Lap	Lap Tm	Diff	Time of Day
(406) WILLIAN SANTOS											
1	1:26.957	+23.762	11:51:55.779								
2	1:03.564	+0.369	11:52:59.343								
3	1:03.195		11:54:02.538								
(3) POLY MENDONÇA											
1	1:33.784	+28.977	11:52:17.437								
2	1:04.916	+0.109	11:53:22.353								
3	1:11.131	+6.324	11:54:33.484								
4	1:07.260	+2.453	11:55:40.744								
5	1:04.807		11:56:45.551								
6	1:07.419	+2.612	11:57:52.970								
(77) ANNA JULIA COELHO											
1	1:20.403	+4.194	11:51:20.121								
2	1:25.668	+9.459	11:52:45.789								
3	1:16.425	+0.216	11:54:02.214								
4	1:16.209		11:55:18.423								
5	1:17.673	+1.464	11:56:36.096								
6	2:11.010	+54.801	11:58:47.106								
(21) JOANA CARLA											
1	1:25.098	+8.258	11:51:37.533								
2	1:21.556	+4.716	11:52:59.089								
3	1:22.285	+5.445	11:54:21.374								
4	2:09.994	+53.154	11:56:31.368								
5	1:16.840		11:57:48.208								
(171) FABIANA DA SILVA											
1	1:24.009		11:51:31.867								
2	1:24.988	+0.979	11:52:56.855								
3	1:26.653	+2.644	11:54:23.508								
4	1:25.836	+1.827	11:55:49.344								
5	1:33.758	+9.749	11:57:23.102								
(99) LARISSA HOFFMAN											
1	1:29.021	+4.977	11:51:44.868								
2	1:24.495	+0.451	11:53:09.363								
3	1:32.783	+8.739	11:54:42.146								
4	1:30.738	+6.694	11:56:12.884								
5	1:24.044		11:57:36.928								
(27) KAMILA PORFIRIA											
1	1:55.044	+24.575	11:53:05.600								
2	1:36.040	+5.571	11:54:41.640								
3	1:30.469		11:56:12.109								
4	1:32.320	+1.851	11:57:44.429								
(357) MIGUEL TIBES											
1	1:54.187		11:54:41.352								
2	2:01.081	+6.894	11:56:42.433								
3	1:55.805	+1.618	11:58:38.238								



Velocross Juína 2021

Classificado pela melhor volta

JUVENIL / FEMININA

Juína - MT 0,800 Km

WARM-UP

28/11/2021 09:10

Qualificação iniciado em 11:48:45

Pos	No.	Piloto	Categ	M. Tempo	Diff	Moto	Cidade	Equipe
1	406	WILLIAN SANTOS	JUVENIL	1:03.195		YAMAHA	CACOAL	WANDIR TRATOR-TEL TREINADOR E MECÂNICO
2	3	POLY MENDONÇA	FEMININA	1:04.807	1.612	HONDA	JUÍNA	
3	77	ANNA JULIA COELHO	FEMININA	1:16.209	13.014	HONDA	BRASNORTE	
4	21	JOANA CARLA	FEMININA	1:16.840	13.645	HONDA	JUÍNA	ATUAL ADESIVOS E INSULFILM - RACHERO PR
5	171	FABIANA DA SILVA	FEMININA	1:24.009	20.814	HONDA	JUÍNA	DINEI MOTOS-FABRÍCIO HATILA
6	99	LARISSA HOFFMAN	FEMININA	1:24.044	20.849	HONDA	ARIPUANÃ	
7	27	KAMILA PORFIRIA	FEMININA	1:30.469	27.274	HONDA	ARIPUANÃ	
8	357	MIGUEL TIBES	JUVENIL	1:54.187	50.992	HONDA	JURUENA	

Cronometragem: MARCOS A. MANCINI - Diretor de Prova: JOCEMIR ZAMBONI

Orbits



www.mancini.esp.br




tecnology by
MYLAPS
SPORTS TIMING

Velocross Juína 2021

JUVENIL / FEMININA

Juína - MT 0,800 Km

Nova união



POS	No.	PILOTO	CATEG	1a BAT	TOTAL	MOTO	CIDADE
1	406	WILLIAN SANTOS	JUVENIL	25	25	YAMAHA	CACOAL
2	3	POLY MENDONÇA	JUVENIL	22	22	HONDA	JUÍNA
3	77	ANNA JULIA COELHO	JUVENIL	20	20	HONDA	BRASNORTE
4	21	JOANA CARLA	JUVENIL	18	18	HONDA	JUÍNA
5	27	KAMILA PORFIRIA	JUVENIL	16	16	HONDA	ARIPUANÃ
6	357	MIGUEL TIBES	JUVENIL	15	15	HONDA	JURUENA

Velocross Juína 2021

NACIONAL FORÇA LIVRE

Juína - MT 0,800 Km

CORRIDA

28/11/2021 12:22

Corrida iniciado em 14:29:59

Lap	Lap Tm	Diff	Time of Day
(3) FILIPE MENDONÇA			
1	1:02.091	+4.136	14:32:01.596
2	59.499	+1.544	14:33:01.095
3	58.568	+0.613	14:33:59.663
4	58.733	+0.778	14:34:58.396
5	59.778	+1.823	14:35:58.174
6	57.955		14:36:56.129
7	58.842	+0.887	14:37:54.971
8	58.107	+0.152	14:38:53.078
9	59.254	+1.299	14:39:52.332
10	58.813	+0.858	14:40:51.145
11	59.078	+1.123	14:41:50.223
12	59.024	+1.069	14:42:49.247
13	1:00.279	+2.324	14:43:49.526
14	1:01.482	+3.527	14:44:51.008
15	1:02.710	+4.755	14:45:53.718
16	1:04.949	+6.994	14:46:58.667

Lap	Lap Tm	Diff	Time of Day
(99) MATHEUS ROSA			
1	59.532	+0.942	14:31:53.446
2	59.444	+0.854	14:32:52.890
3	58.928	+0.338	14:33:51.818
4	58.991	+0.401	14:34:50.809
5	58.590		14:35:49.399
6	59.127	+0.537	14:36:48.526
7	59.270	+0.680	14:37:47.796
8	59.390	+0.800	14:38:47.186
9	59.874	+1.284	14:39:47.060
10	59.741	+1.151	14:40:46.801
11	1:01.694	+3.104	14:41:48.495
12	1:01.658	+3.068	14:42:50.153
13	1:02.761	+4.171	14:43:52.914
14	1:04.155	+5.565	14:44:57.069
15	1:04.886	+6.296	14:46:01.955
16	1:05.066	+6.476	14:47:07.021

Lap	Lap Tm	Diff	Time of Day
(67) EDGAR FONTANA			
1	1:01.465	+1.448	14:31:58.964
2	1:01.276	+1.259	14:33:00.240
3	1:01.993	+1.976	14:34:02.233
4	1:01.209	+1.192	14:35:03.442
5	1:00.881	+0.864	14:36:04.323
6	1:01.530	+1.513	14:37:05.853
7	1:00.853	+0.836	14:38:06.706
8	1:01.602	+1.585	14:39:08.308
9	1:01.929	+1.912	14:40:10.237
10	1:02.608	+2.591	14:41:12.845
11	1:03.114	+3.097	14:42:15.959
12	1:01.036	+1.019	14:43:16.995
13	1:00.017		14:44:17.012
14	1:01.095	+1.078	14:45:18.107
15	1:02.823	+2.806	14:46:20.930
16	1:05.350	+5.333	14:47:26.280

Lap	Lap Tm	Diff	Time of Day
(7) HÍAGO SOUSA			
1	1:03.025	+2.269	14:32:00.979
2	1:02.843	+2.087	14:33:03.822
3	1:01.165	+0.409	14:34:04.987
4	1:01.425	+0.669	14:35:06.412
5	1:00.756		14:36:07.168
6	1:00.869	+0.113	14:37:08.037
7	1:00.845	+0.089	14:38:08.882
8	1:01.244	+0.488	14:39:10.126
9	1:02.509	+1.753	14:40:12.635
10	1:01.489	+0.733	14:41:14.124

Lap	Lap Tm	Diff	Time of Day
11	1:02.962	+2.206	14:42:17.086
12	1:02.335	+1.579	14:43:19.421
13	1:01.349	+0.593	14:44:20.770
14	1:02.544	+1.788	14:45:23.314
15	1:01.981	+1.225	14:46:25.295
16	1:03.603	+2.847	14:47:28.898

Lap	Lap Tm	Diff	Time of Day
(101) ROGÉRIO MONTOYA			
1	1:04.701	+5.606	14:32:07.285
2	1:01.045	+1.950	14:33:08.330
3	1:03.344	+4.249	14:34:11.674
4	1:01.522	+2.427	14:35:13.196
5	1:01.898	+2.803	14:36:15.094
6	1:09.199	+10.104	14:37:24.293
7	1:00.296	+1.201	14:38:24.589
8	59.095		14:39:23.684
9	1:00.621	+1.526	14:40:24.305
10	1:00.886	+1.791	14:41:25.191
11	1:02.158	+3.063	14:42:27.349
12	1:00.292	+1.197	14:43:27.641
13	1:00.983	+1.888	14:44:28.624
14	1:02.546	+3.451	14:45:31.170
15	1:02.309	+3.214	14:46:33.479
16	1:04.427	+5.332	14:47:37.906

Lap	Lap Tm	Diff	Time of Day
(841) FELIPE SANTANA			
1	1:04.311	+4.109	14:32:06.076
2	1:01.796	+1.594	14:33:07.872
3	1:04.516	+4.314	14:34:12.388
4	1:00.202		14:35:12.590
5	1:01.917	+1.715	14:36:14.507
6	1:01.524	+1.322	14:37:16.031
7	1:00.329	+0.127	14:38:16.360
8	1:00.829	+0.627	14:39:17.189
9	1:00.236	+0.034	14:40:17.425
10	1:02.945	+2.743	14:41:20.370
11	1:04.105	+3.903	14:42:24.475
12	1:01.229	+1.027	14:43:25.704
13	1:06.101	+5.899	14:44:31.805
14	1:03.496	+3.294	14:45:35.301
15	1:02.345	+2.143	14:46:37.646
16	1:02.485	+2.283	14:47:40.131

Lap	Lap Tm	Diff	Time of Day
(9) RIAN PIOVESAN			
1	1:02.041	+2.387	14:32:04.258
2	1:00.957	+1.303	14:33:05.215
3	1:02.662	+3.008	14:34:07.877
4	1:00.839	+1.185	14:35:08.716
5	59.654		14:36:08.370
6	1:22.682	+23.028	14:37:31.052
7	1:02.031	+2.377	14:38:33.083
8	1:01.921	+2.267	14:39:35.004
9	1:01.631	+1.977	14:40:36.635
10	1:01.285	+1.631	14:41:37.920
11	1:01.203	+1.549	14:42:39.123
12	1:02.180	+2.526	14:43:41.303
13	1:01.261	+1.607	14:44:42.564
14	1:00.702	+1.048	14:45:43.266
15	1:00.903	+1.249	14:46:44.169
16	1:02.059	+2.405	14:47:46.228

Lap	Lap Tm	Diff	Time of Day
(2) JOÃO VITOR			
1	1:01.892		14:32:00.174
2	1:02.828	+0.936	14:33:03.002
3	1:04.225	+2.333	14:34:07.227
4	1:02.715	+0.823	14:35:09.942

Lap	Lap Tm	Diff	Time of Day
5	1:03.888	+1.996	14:36:13.830
6	1:03.584	+1.692	14:37:17.414
7	1:03.792	+1.900	14:38:21.206
8	1:03.376	+1.484	14:39:24.582
9	1:02.985	+1.093	14:40:27.567
10	1:04.865	+2.973	14:41:32.432
11	1:05.205	+3.313	14:42:37.637
12	1:03.231	+1.339	14:43:40.868
13	1:12.142	+10.250	14:44:53.010
14	1:05.386	+3.494	14:45:58.396
15	1:04.595	+2.703	14:47:02.991

Lap	Lap Tm	Diff	Time of Day
(96) MARCIO DEARO			
1	1:03.059	+1.744	14:32:03.373
2	1:01.782	+0.467	14:33:05.155
3	1:03.608	+2.293	14:34:08.763
4	1:02.090	+0.775	14:35:10.853
5	1:01.315		14:36:12.168
6	1:01.758	+0.443	14:37:13.926
7	1:02.924	+1.609	14:38:16.850
8	1:02.510	+1.195	14:39:19.360
9	1:01.608	+0.293	14:40:20.968
10	1:04.457	+3.142	14:41:25.425
11	1:15.125	+13.810	14:42:40.550
12	1:05.790	+4.475	14:43:46.340
13	1:08.880	+7.565	14:44:55.220
14	1:08.443	+7.128	14:46:03.663
15	1:13.420	+12.105	14:47:17.083

Lap	Lap Tm	Diff	Time of Day
(6) IGOR MIGUEL			
1	1:03.201	+0.965	14:32:02.392
2	1:02.236		14:33:04.628
3	1:12.572	+10.336	14:34:17.200
4	1:02.534	+0.298	14:35:19.734
5	1:02.304	+0.068	14:36:22.038
6	1:03.029	+0.793	14:37:25.067
7	1:02.895	+0.659	14:38:27.962
8	1:04.246	+2.010	14:39:32.208
9	1:03.107	+0.871	14:40:35.315
10	1:04.893	+2.657	14:41:40.208
11	1:05.097	+2.861	14:42:45.305
12	1:06.401	+4.165	14:43:51.706
13	1:08.422	+6.186	14:45:00.128
14	1:09.667	+7.431	14:46:09.795
15	1:11.691	+9.455	14:47:21.486

Lap	Lap Tm	Diff	Time of Day
(37) ALESSANDRO CAVALCANTE			
1	1:05.477	+2.202	14:32:11.049
2	1:03.275		14:33:14.324
3	1:04.365	+1.090	14:34:18.689
4	1:03.535	+0.260	14:35:22.224
5	1:04.075	+0.800	14:36:26.299
6	1:06.354	+3.079	14:37:32.653
7	1:05.864	+2.589	14:38:38.517
8	1:06.302	+3.027	14:39:44.819
9	1:12.629	+9.354	14:40:57.448
10	1:10.753	+7.478	14:42:08.201
11	1:07.708	+4.433	14:43:15.909
12	1:11.279	+8.004	14:44:27.188
13	1:11.269	+7.994	14:45:38.457
14	1:11.104	+7.829	14:46:49.561
15	1:09.756	+6.481	14:47:59.317

Lap	Lap Tm	Diff	Time of Day
(17) ALAN ALVES			
1	1:00.572		14:31:55.234
2	1:00.628	+0.056	14:32:55.862

Velocross Juína 2021

NACIONAL FORÇA LIVRE

Juína - MT 0,800 Km

CORRIDA

28/11/2021 12:22

Corrida iniciado em 14:29:59

Lap	Lap Tm	Diff	Time of Day	Lap	Lap Tm	Diff	Time of Day	Lap	Lap Tm	Diff	Time of Day
3	1:01.424	+0.852	14:33:57.286								
4	1:00.664	+0.092	14:34:57.950								
5	1:00.873	+0.301	14:35:58.823								
6	1:00.952	+0.380	14:36:59.775								
7	1:03.330	+2.758	14:38:03.105								
8	1:04.575	+4.003	14:39:07.680								
9	1:09.166	+8.594	14:40:16.846								
10	1:08.157	+7.585	14:41:25.003								
(27) EDIPO GOULART											
1	1:01.188	+0.085	14:31:57.068								
2	1:01.103		14:32:58.171								
3	1:02.022	+0.919	14:34:00.193								
4	1:01.105	+0.002	14:35:01.298								
5	1:01.484	+0.381	14:36:02.782								
6	1:01.569	+0.466	14:37:04.351								
7	1:01.368	+0.265	14:38:05.719								
8	1:02.281	+1.178	14:39:08.000								
9	1:01.769	+0.666	14:40:09.769								
10	3:41.060	+2:39.957	14:43:50.829								
(45) ODAIR COSTA											
1	1:03.210	+1.925	14:32:03.843								
2	1:03.089	+1.804	14:33:06.932								
3	1:20.932	+19.647	14:34:27.864								
4	1:01.285		14:35:29.149								
(5) CARLOS ALEXANDRE											
1	1:04.015		14:32:07.565								
2	1:11.351	+7.336	14:33:18.916								

Velocross Juína 2021

Classificado por voltas

NACIONAL FORÇA LIVRE

Juína - MT 0,800 Km

CORRIDA

28/11/2021 12:22

Corrida iniciado em 14:29:59

Pos	No.	Piloto	Categ	Voltas	Diff	M. Volta	Moto	Cidade	Equipe
1	3	FILIPE MENDONÇA	NAC FL	16		57.955	HONDA	JUÍNA	IMPÉRIO DAS TENDAS-VISUAL ENVELOPAMEI
2	99	MATHEUS ROSA	NAC FL	16	8.354	58.590	HONDA	ARIPUANÁ	FÊNIX MOTOS-COFERMAG
3	67	EDGAR FONTANA	NAC FL	16	27.613	1:00.017	HONDA	JUÍNA	DINEY MOTOS-PRIME AÇAI-LOJA ORTOBOM
4	7	HIAGO SOUSA	NAC FL	16	30.231	1:00.756	HONDA	JUÍNA	LIMPEX-EXPRESSO LAVA JATO-MARDEGAN SL
5	101	ROGÉRIO MONTOYA	NAC FL	16	39.239	59.095	HONDA	ARIPUANÁ	
6	841	FELIPE SANTANA	NAC FL	16	41.464	1:00.202	HONDA	BRASNORTE	RODAR AUTO PEÇAS
7	9	RIAN PIOVESAN	NAC FL	16	47.561	59.654	HONDA	JURUENA	ORGOESTE CONTABILIDADE-CEREALISTA JUF
8	2	JOÃO VITOR	NAC FL	15	1 Volta	1:01.892	HONDA	TAPURAH	
9	96	MARCIO DEARO	NAC FL	15	1 Volta	1:01.315	HONDA	BRASNORTE	SR AÇAI
10	6	IGOR MIGUEL	NAC FL	15	1 Volta	1:02.236	HONDA	TAPURAH	FRIZZO E CIA-CORUJA MOTOS
11	37	ALESANDRO CAVALCAN	NAC FL	15	1 Volta	1:03.275	HONDA	TAPURAH	CORUJA MOTOS
12	17	ALAN ALVES	NAC FL	10	6 Voltas	1:00.572	HONDA	COLORADO DO OEST	
13	27	EDIPO GOULART	NAC FL	10	6 Voltas	1:01.103	HONDA	JUÍNA	FRANGO MOTOS-VISUAL INVESTIMENTO-NOI
14	45	ODAIR COSTA	NAC FL	4	12 Voltas	1:01.285	HONDA	JUÍNA	STAR MOTOS
15	5	CARLOS ALEXANDRE	NAC FL	2	14 Voltas	1:04.015	HONDA	BRASNORTE	

Margin of Victory

Avg. Speed

Best Lap Tm

Best Speed

Best Lap by

8.354

45,229

57.955

49,694

3 - FILIPE MENDONÇA

Cronometragem: MARCOS A. MANCINI - Diretor de Prova: JOCEMIR ZAMBONI

Orbits

Velocross Juína 2021

NACIONAL FORÇA LIVRE

Juína - MT 0,800 Km

WARM-UP

28/11/2021 09:07

Qualificação iniciado em 10:53:34

Lap	Lap Tm	Diff	Time of Day
(67) EDGAR FONTANA			
1	1:00.882	+6.421	10:56:12.283
2	1:11.076	+16.615	10:57:23.359
3	1:32.362	+37.901	10:58:55.721
4	1:17.805	+23.344	11:00:13.526
5	1:07.137	+12.676	11:01:20.663
6	58.517	+4.056	11:02:19.180
7	1:23.913	+29.452	11:03:43.093
8	58.147	+3.686	11:04:41.240
9	54.461		11:05:35.701

Lap	Lap Tm	Diff	Time of Day
(3) FILIPE MENDONÇA			
1	57.058	+1.384	10:55:40.598
2	58.758	+3.084	10:56:39.356
3	2:00.701	+1:05.027	10:58:40.057
4	57.528	+1.854	10:59:37.585
5	1:01.183	+5.509	11:00:38.768
6	55.674		11:01:34.442
7	56.375	+0.701	11:02:30.817
8	2:20.176	+1:24.502	11:04:50.993
9	1:09.683	+14.009	11:06:00.676

Lap	Lap Tm	Diff	Time of Day
(9) RIAN PIOVESAN			
1	59.970	+3.247	10:56:25.000
2	56.723		10:57:21.723
3	56.768	+0.045	10:58:18.491
4	56.791	+0.068	10:59:15.282
5	57.301	+0.578	11:00:12.583
6	2:39.891	+1:43.168	11:02:52.474
7	58.466	+1.743	11:03:50.940

Lap	Lap Tm	Diff	Time of Day
(841) FELIPE SANTANA			
1	1:01.574	+3.501	10:56:19.864
2	1:00.276	+2.203	10:57:20.140
3	1:09.617	+11.544	10:58:29.757
4	58.073		10:59:27.830
5	1:00.396	+2.323	11:00:28.226
6	1:41.581	+43.508	11:02:09.807
7	59.941	+1.868	11:03:09.748
8	58.256	+0.183	11:04:08.004

Lap	Lap Tm	Diff	Time of Day
(96) MARCIO DEARO			
1	1:00.692	+2.597	10:56:18.350
2	1:00.311	+2.216	10:57:18.661
3	2:58.013	+1:59.918	11:00:16.674
4	3:00.816	+2:02.721	11:03:17.490
5	58.800	+0.705	11:04:16.290
6	58.095		11:05:14.385
7	59.114	+1.019	11:06:13.499

Lap	Lap Tm	Diff	Time of Day
(101) ROGÉRIO MONTOYA			
1	1:01.464	+3.015	10:55:58.930
2	1:00.018	+1.569	10:56:58.948
3	59.435	+0.986	10:57:58.383
4	59.602	+1.153	10:58:57.985
5	1:11.210	+12.761	11:00:09.195
6	1:04.243	+5.794	11:01:13.438
7	58.449		11:02:11.887
8	1:34.365	+35.916	11:03:46.252
9	58.508	+0.059	11:04:44.760

Lap	Lap Tm	Diff	Time of Day
(17) ALAN ALVES			
1	59.136	+0.305	10:56:30.345
2	1:00.073	+1.242	10:57:30.418
3	1:00.250	+1.419	10:58:30.668

Lap	Lap Tm	Diff	Time of Day
4	59.094	+0.263	10:59:29.762
5	59.920	+1.089	11:00:29.682
6	59.248	+0.417	11:01:28.930
7	3:40.817	+2:41.986	11:05:09.747
8	58.831		11:06:08.578

Lap	Lap Tm	Diff	Time of Day
(99) MATEUS ROSA			
1	1:00.852	+2.000	10:56:21.960
2	1:02.233	+3.381	10:57:24.193
3	1:02.084	+3.232	10:58:26.277
4	59.410	+0.558	10:59:25.687
5	1:00.880	+2.028	11:00:26.567
6	59.823	+0.971	11:01:26.390
7	1:03.811	+4.959	11:02:30.201
8	1:03.172	+4.320	11:03:33.373
9	1:00.442	+1.590	11:04:33.815
10	58.852		11:05:32.667

Lap	Lap Tm	Diff	Time of Day
(7) HIAGO SOUSA			
1	1:00.871	+1.824	10:56:35.007
2	59.047		10:57:34.054
3	59.833	+0.786	10:58:33.887
4	1:00.741	+1.694	10:59:34.628
5	1:00.246	+1.199	11:00:34.874
6	1:02.076	+3.029	11:01:36.950
7	1:01.603	+2.556	11:02:38.553
8	2:13.278	+1:14.231	11:04:51.831
9	1:00.784	+1.737	11:05:52.615

Lap	Lap Tm	Diff	Time of Day
(27) EDIPO GOULART			
1	1:04.663	+5.609	10:55:58.568
2	59.226	+0.172	10:56:57.794
3	59.314	+0.260	10:57:57.108
4	59.054		10:58:56.162
5	59.508	+0.454	10:59:55.670
6	59.245	+0.191	11:00:54.915
7	1:00.572	+1.518	11:01:55.487

Lap	Lap Tm	Diff	Time of Day
(6) IGOR MIGUEL			
1	1:00.617	+0.650	10:55:47.362
2	1:00.032	+0.065	10:56:47.394
3	1:00.641	+0.674	10:57:48.035
4	59.967		10:58:48.002
5	1:00.556	+0.589	10:59:48.558
6	2:29.906	+1:29.939	11:02:18.464
7	1:04.031	+4.064	11:03:22.495
8	1:02.014	+2.047	11:04:24.509
9	1:01.174	+1.207	11:05:25.683

Lap	Lap Tm	Diff	Time of Day
(87) CARLOS ALEXANDRE			
1	1:00.993	+0.943	10:56:11.199
2	1:01.600	+1.550	10:57:12.799
3	1:02.065	+2.015	10:58:14.864
4	1:05.949	+5.899	10:59:20.813
5	1:01.119	+1.069	11:00:21.932
6	2:44.717	+1:44.667	11:03:06.649
7	1:00.050		11:04:06.699

Lap	Lap Tm	Diff	Time of Day
(45) ODAIR COSTA			
1	1:02.068	+1.941	10:55:50.442
2	1:02.952	+2.825	10:56:53.394
3	1:00.127		10:57:53.521
4	1:00.176	+0.049	10:58:53.697
5	5:08.434	+4:08.307	11:04:02.131
6	1:04.992	+4.865	11:05:07.123

Cronometragem: MARCOS A. MANCINI - Diretor de Prova: JOCEMIR ZAMBONI

Orbits

Velocross Juína 2021

Classificado pela melhor volta

NACIONAL FORÇA LIVRE

Juína - MT 0,800 Km

WARM-UP

28/11/2021 09:07

Qualificação iniciado em 10:53:34

Pos	No.	Piloto	Categ	M. Tempo	Diff	Moto	Cidade	Equipe
1	67	EDGAR FONTANA	NAC FL	54.461		HONDA	JUÍNA	DINEY MOTOS-PRIME AÇAÍ-LOJA ORTOBOM
2	3	FILIPE MENDONÇA	NAC FL	55.674	1.213	HONDA	JUÍNA	IMPÉRIO DAS TENDAS-VISUAL ENVELOPAMEI
3	9	RIAN PIOVESAN	NAC FL	56.723	2.262	HONDA	JURUENA	ORGO ESTE CONTABILIDADE-CEREALISTA JUR
4	841	FELIPE SANTANA	NAC FL	58.073	3.612	HONDA	BRASNORTE	RODAR AUTO PEÇAS
5	96	MARCIO DEARO	NAC FL	58.095	3.634	HONDA	BRASNORTE	SR AÇAÍ
6	101	ROGÉRIO MONTOYA	NAC FL	58.449	3.988	HONDA	ARIPUANÃ	
7	17	ALAN ALVES	NAC FL	58.831	4.370	HONDA	COLORADO DO OESTE	
8	99	MATHEUS ROSA	NAC FL	58.852	4.391	HONDA	ARIPUANÃ	FÊNIX MOTOS-COFERMAG
9	7	HIAGO SOUSA	NAC FL	59.047	4.586	HONDA	JUÍNA	LIMPEX-EXPRESSO LAVA JATO-MARDEGAN SL
10	27	EDIPO GOULART	NAC FL	59.054	4.593	HONDA	JUÍNA	FRANGO MOTOS-VISUAL INVESTIMENTO-NOI
11	6	IGOR MIGUEL	NAC FL	59.967	5.506	HONDA	TAPURAH	FRIZZO E CIA-CORUJA MOTOS
12	87	CARLOS ALEXANDRE	NAC FL	1:00.050	5.589	HONDA	BRASNORTE	
13	45	ODAIR COSTA	NAC FL	1:00.127	5.666	HONDA	JUÍNA	STAR MOTOS
14	37	ALESANDRO CAVALCANT	NAC FL	1:01.274	6.813	HONDA	TAPURAH	CORUJA MOTOS
15	2	JOÃO VITOR	NAC FL	1:01.682	7.221	HOMDA	TAPURAH	

Velocross Juína 2021

NACIONAL INICIANTES

Juína - MT 0,800 Km

CORRIDA

28/11/2021 12:19

Corrida iniciado em 13:30:06

Lap	Lap Tm	Diff	Time of Day
4	1:05.278	+0.550	13:35:50.889
5	1:06.122	+1.394	13:36:57.011
6	1:06.910	+2.182	13:38:03.921
7	1:05.689	+0.961	13:39:09.610
8	1:10.087	+5.359	13:40:19.697
9	1:10.139	+5.411	13:41:29.836
10	1:08.950	+4.222	13:42:38.786
11	1:08.857	+4.129	13:43:47.643

(37) ALESANDRO CAVALCANTE

Lap	Lap Tm	Diff	Time of Day
1	1:24.064	+18.030	13:32:36.854
2	1:06.034		13:33:42.888
3	1:06.899	+0.865	13:34:49.787
4	1:07.637	+1.603	13:35:57.424
5	1:07.712	+1.678	13:37:05.136
6	1:07.434	+1.400	13:38:12.570
7	1:07.833	+1.799	13:39:20.403
8	1:06.820	+0.786	13:40:27.223
9	1:08.978	+2.944	13:41:36.201
10	1:07.244	+1.210	13:42:43.445
11	1:06.179	+0.145	13:43:49.624

(69) PATRICK VIEIRA

Lap	Lap Tm	Diff	Time of Day
1	1:10.318	+4.496	13:32:27.296
2	1:07.937	+2.115	13:33:35.233
3	1:08.976	+3.154	13:34:44.209
4	1:09.321	+3.499	13:35:53.530
5	1:07.678	+1.856	13:37:01.208
6	1:09.956	+4.134	13:38:11.164
7	1:14.240	+8.418	13:39:25.404
8	1:10.295	+4.473	13:40:35.699
9	1:05.822		13:41:41.521
10	1:07.377	+1.555	13:42:48.898
11	1:07.011	+1.189	13:43:55.909

(23) ALEXANDRE

Lap	Lap Tm	Diff	Time of Day
1	1:09.594	+1.099	13:32:29.932
2	1:09.399	+0.904	13:33:39.331
3	1:09.336	+0.841	13:34:48.667
4	1:10.011	+1.516	13:35:58.678
5	1:08.495		13:37:07.173
6	1:11.674	+3.179	13:38:18.847
7	1:12.340	+3.845	13:39:31.187
8	1:10.885	+2.390	13:40:42.072
9	1:09.506	+1.011	13:41:51.578
10	1:14.734	+6.239	13:43:06.312
11	1:17.737	+9.242	13:44:24.049

(113) RICHARD KOHLER

Lap	Lap Tm	Diff	Time of Day
1	1:10.432	+2.447	13:32:28.139
2	1:09.544	+1.559	13:33:37.683
3	1:08.846	+0.861	13:34:46.529
4	1:10.089	+2.104	13:35:56.618
5	1:07.985		13:37:04.603
6	1:08.965	+0.980	13:38:13.568
7	1:13.537	+5.552	13:39:27.105
8	1:09.836	+1.851	13:40:36.941
9	1:27.510	+19.525	13:42:04.451
10	1:18.709	+10.724	13:43:23.160

(841) FELIPE SANTANA

Lap	Lap Tm	Diff	Time of Day
1	1:03.532	+1.433	13:32:11.418
2	1:04.025	+1.926	13:33:15.443
3	1:02.265	+0.166	13:34:17.708
4	1:03.134	+1.035	13:35:20.842
5	1:02.300	+0.201	13:36:23.142

Lap	Lap Tm	Diff	Time of Day
6	1:02.099		13:37:25.241
(8) NETO			
1	1:16.723		13:32:40.474
2	1:17.228	+0.505	13:33:57.702
3	1:21.370	+4.647	13:35:19.072
4	1:22.776	+6.053	13:36:41.848
5	1:21.764	+5.041	13:38:03.612
6	1:26.974	+10.251	13:39:30.586

Lap	Lap Tm	Diff	Time of Day
-----	--------	------	-------------

Velocross Juína 2021

Classificado por voltas

NACIONAL INICIANTES

Juína - MT 0,800 Km

CORRIDA

28/11/2021 12:19

Corrida iniciado em 13:30:06

Pos	No.	Piloto	Categ	Voltas	Diff	M. Volta	Moto	Cidade	Equipe
1	9	MATHEUS ROSA	NAC INIC	12		1:00.341	HONDA	ARIPUANÃ	FÊNIX MOTOS-COFERMAG
2	7	HIAGO SOUSA	NAC INIC	12	6.952	1:00.472	HONDA	JUÍNA	LIMPEX-EXPRESSO LAVA JATO-MARDEGAN SL
3	17	ALAN ALVES	NAC INIC	12	15.683	1:00.791	HONDA	COLORADO DO OEST	
4	27	EDIPO GOULART	NAC INIC	12	16.831	59.570	HONDA	JUÍNA	FRANGO MOTOS-VISUAL INVESTIMENTO-NOI
5	6	IGOR MIGUEL	NAC INIC	12	20.624	1:01.445	HONDA	TAPURAH	
6	87	CARLOS BECKER	NAC INIC	12	24.678	1:01.716	HONDA	BRASNORTE	AGUIAR MOTOS
7	45	ODAIR COSTA	NAC INIC	12	29.490	1:02.439	HONDA	JUÍNA	STAR MOTOS
8	21	CHRISTIAN WILLIAN	NAC INIC	12	33.132	1:02.401	HONDA	JUÍNA	ATUAL ADESIVOS E INSULFILM-RACHERO PR
9	99	WILLIAN SCHULTZ	NAC INIC	12	35.077	1:02.334	HONDA	ARIPUANÃ	COFERMAG FERRAGENS E FERRAMENTAS
10	2	JOÃO VITOR	NAC INIC	12	36.113	1:01.704	HONDA	TAPURAH	CORUJA MOTOS
11	357	PABLO VIEIRA	NAC INIC	12	39.220	1:02.048	HONDA	JURUENA	AUTO ELÉTRICA AVENIDA-VANESSA CONFEC
12	115	RONI GOMES	NAC INIC	11	1 Volta	1:05.180	HONDA	COLNIZA	FAZENDA FELIZ NATAL-FAZENDA BOA OPÇÃO
13	67	DANIEL NOGUEIRA	NAC INIC	11	1 Volta	1:04.058	HONDA	JUÍNA	COLCHÕES ORTOBOM
14	103	MAYCON FERREIRA	NAC INIC	11	1 Volta	1:04.849	HONDA	COLORADO DO OEST	
15	5	MARCOS JULIAN	NAC INIC	11	1 Volta	1:04.728	HONDA	BRASNORTE	MF AGRÍCOLA-ATUAL ADESIVOS-MECÂNICA R
16	37	ALESANDRO CAVALCAN	NAC INIC	11	1 Volta	1:06.034	HONDA	TAPURAH	CORUJA MOTOS
17	69	PATRICK VIEIRA	NAC INIC	11	1 Volta	1:05.822	HONDA	JUÍNA	
18	23	ALEXANDRE	NAC INIC	11	1 Volta	1:08.495	HONDA	JUÍNA	JAR SEMI JÓIAS
19	113	RICHARD KOHLER	NAC INIC	10	2 Voltas	1:07.985	HONDA	JURUENA	MGB MOTOS-AMARAL RACING-MADEIREIRA S
20	841	FELIPE SANTANA	NAC INIC	6	6 Voltas	1:02.099	HONDA	BRASNORTE	RODAR AUTO PEÇAS
21	8	NETO	NAC INIC	6	6 Voltas	1:16.723	HONDA	JUÍNA	

Margin of Victory

Avg. Speed

Best Lap Tm

Best Speed

Best Lap by

6.952

43,506

59.570

48,346

27 - EDIPO GOULART

Cronometragem: MARCOS A. MANCINI - Diretor de Prova: JOCEMIR ZAMBONI

Orbits

Velocross Juína 2021

NACIONAL INICIANTES

Juína - MT 0,800 Km

WARM-UP

28/11/2021 09:04

Qualificação iniciado em 9:49:33

Lap	Lap Tm	Diff	Time of Day	Lap	Lap Tm	Diff	Time of Day	Lap	Lap Tm	Diff	Time of Day
(841) FELIPE SANTANA				(6) IGOR MIGUEL				(5) MARCOS JULIAN			
1	1:06.553	+7.751	10:00:30.605	1	1:10.003	+8.178	9:58:46.221	1	1:18.761	+14.188	9:59:09.930
2	1:02.905	+4.103	10:01:33.510	2	1:03.810	+1.985	9:59:50.031	2	1:12.798	+8.225	10:00:22.728
3	1:02.430	+3.628	10:02:35.940	3	1:08.415	+6.590	10:00:58.446	3	1:10.469	+5.896	10:01:33.197
4	1:04.913	+6.111	10:03:40.853	4	1:03.266	+1.441	10:02:01.712	4	1:07.612	+3.039	10:02:40.809
5	59.474	+0.672	10:04:40.327	5	1:01.825		10:03:03.537	5	1:05.399	+0.826	10:03:46.208
6	58.802		10:05:39.129	6	1:09.871	+8.046	10:04:13.408	6	1:05.758	+1.185	10:04:51.966
7	1:01.837	+3.035	10:06:40.966	7	1:07.250	+5.425	10:05:20.658	7	1:07.175	+2.602	10:05:59.141
8	59.152	+0.350	10:07:40.118	8	1:03.359	+1.534	10:06:24.017	8	1:04.573		10:07:03.714
9	1:07.574	+8.772	10:08:47.692	9	1:03.456	+1.631	10:07:27.473	9	2:45.494	+1:40.921	10:09:49.208
(27) EDIPO GOULART				(37) ALESSANDRO CAVALCANTE				(357) PABLO VIEIRA			
1	1:08.324	+9.019	9:58:49.316	1	1:17.164	+14.639	9:59:10.953	1	1:11.239	+5.319	9:59:25.036
2	1:01.449	+2.144	9:59:50.765	2	1:12.732	+10.207	10:00:23.685	2	1:10.395	+4.475	10:00:35.431
3	1:01.840	+2.535	10:00:52.605	3	1:05.768	+3.243	10:01:29.453	3	1:14.853	+8.933	10:01:50.284
4	1:02.372	+3.067	10:01:54.977	4	1:04.387	+1.862	10:02:33.840	4	1:12.179	+6.259	10:03:02.463
5	1:03.321	+4.016	10:02:58.298	5	1:08.656	+6.131	10:03:42.496	5	3:29.186	+2:23.266	10:06:31.649
6	1:01.262	+1.957	10:03:59.560	6	1:03.309	+0.784	10:04:45.805	6	1:05.920		10:07:37.569
7	1:30.857	+31.552	10:05:30.417	7	1:02.561	+0.036	10:05:48.366	7	1:08.602	+2.682	10:08:46.171
8	13.431	-45.874	10:05:43.848	8	1:02.525		10:06:50.891	(113) RICHARD KOHLER			
9	1:04.049	+4.744	10:06:47.897	9	1:03.167	+0.642	10:07:54.058	1	1:13.621	+7.690	9:59:21.210
10	1:00.981	+1.676	10:07:48.878	10	1:11.949	+9.424	10:09:06.007	2	1:12.065	+6.134	10:00:33.275
11	59.305		10:08:48.183	(99) WILLIAN SCHULTZ				3	1:30.374	+24.443	10:02:03.649
12	37.881	-21.424	10:09:26.064	1	1:11.329	+7.423	9:59:03.935	4	1:11.653	+5.722	10:03:15.302
(17) ALAN ALVES				(21) CHRISTIAN WILLIAN				(69) PATRICK VIEIRA			
1	1:05.129	+5.821	9:59:35.461	1	1:22.773	+18.825	9:58:57.677	1	1:17.037	+9.808	9:59:17.219
2	1:03.025	+3.717	10:00:38.486	2	1:12.233	+8.285	10:00:09.910	2	1:12.902	+5.673	10:00:30.121
3	2:39.707	+1:40.399	10:03:18.193	3	1:07.306	+3.358	10:01:17.216	3	1:10.436	+3.207	10:01:40.557
4	59.308		10:04:17.501	4	1:03.971	+0.023	10:02:21.187	4	1:08.389	+1.160	10:02:48.946
5	1:05.482	+6.174	10:05:22.983	5	1:05.248	+1.300	10:04:30.383	5	1:08.692	+1.463	10:03:57.638
6	1:38.247	+38.939	10:07:01.230	6	1:05.944	+1.996	10:05:36.327	6	1:07.229		10:05:04.867
7	59.774	+0.466	10:08:01.004	7	1:09.384	+5.478	10:07:59.249	7	1:07.488	+0.259	10:06:12.355
(9) MATHEUS ROSA				(2) JOÃO VITOR				(115) RONI GOMES			
1	1:12.434	+12.050	9:58:53.868	1	1:11.574	+7.243	9:58:48.310	1	1:17.973	+10.557	9:59:19.498
2	1:00.952	+0.568	9:59:54.820	2	1:05.352	+1.021	9:59:53.662	2	1:12.632	+5.216	10:00:32.130
3	1:05.223	+4.839	10:01:00.043	3	1:05.286	+0.955	10:00:58.948	3	1:10.259	+2.843	10:01:42.389
4	1:07.715	+7.331	10:02:07.758	4	1:05.964	+1.633	10:02:04.912	4	1:09.015	+1.599	10:02:51.404
5	1:00.384		10:03:08.142	5	1:05.849	+1.518	10:03:10.761	5	1:07.491	+0.075	10:03:58.899
6	1:27.412	+27.028	10:04:35.554	6	1:06.202	+1.871	10:04:16.963	6	1:10.479	+3.063	10:05:09.374
7	4:08.424	+3:08.040	10:08:43.978	7	1:04.743	+0.412	10:05:21.706	7	1:08.453	+1.037	10:06:17.827
(7) HIAGO SOUSA				(103) MAYCON FERREIRA				(23) ALEXANDRE			
1	1:15.432	+14.924	9:59:17.997	1	1:11.835	+7.332	10:00:42.094	1	1:15.734	+6.190	9:59:27.999
2	1:06.176	+5.668	10:00:24.173	2	1:11.096	+6.593	10:01:53.190	2	1:10.082	+0.538	10:00:38.081
3	1:02.409	+1.901	10:01:26.582	3	1:06.445	+1.942	10:02:59.635	3	1:10.546	+1.002	10:01:48.627
4	1:01.851	+1.343	10:02:28.433	(45) ODAIR COSTA				4	1:09.544		10:02:58.171
5	1:00.508		10:03:28.941	1	1:14.315	+13.177	9:59:12.377	5	1:10.030	+0.486	10:04:08.201
6	1:01.980	+1.472	10:04:30.921	(87) CARLOS BECKER				6	1:09.992	+0.448	10:05:18.193
7	1:01.569	+1.061	10:05:32.490	1	1:22.688	+21.772	9:59:02.166				
8	1:02.977	+2.469	10:06:35.467	2	1:04.067	+3.151	10:00:06.233				
9	2:52.570	+1:52.062	10:09:28.037	3	1:01.444	+0.528	10:01:07.677				
(8) CARLOS BECKER				4	1:02.430	+1.514	10:02:10.107				
1	1:22.688	+21.772	9:59:02.166	5	1:01.721	+0.805	10:03:11.828				
2	1:04.067	+3.151	10:00:06.233	6	2:32.597	+1:31.681	10:05:44.425				
3	1:01.444	+0.528	10:01:07.677	7	1:00.916		10:06:45.341				
4	1:02.430	+1.514	10:02:10.107								
5	1:01.721	+0.805	10:03:11.828								
6	2:32.597	+1:31.681	10:05:44.425								
7	1:00.916		10:06:45.341								
(45) ODAIR COSTA											
1	1:14.315	+13.177	9:59:12.377								

Velocross Juína 2021


NACIONAL INICIANTES

Juína - MT 0,800 Km

WARM-UP

28/11/2021 09:04

Qualificação iniciado em 9:49:33



Lap	Lap Tm	Diff	Time of Day
7	2:16.632	+1:07.088	10:07:34.825
8	1:38.155	+28.611	10:09:12.980
(44) ADRIANO DE SÁ			
1	1:16.607		10:00:57.876

Lap	Lap Tm	Diff	Time of Day
-----	--------	------	-------------

Lap	Lap Tm	Diff	Time of Day
-----	--------	------	-------------

Velocross Juína 2021

Classificado pela melhor volta

NACIONAL INICIANTES

Juína - MT 0,800 Km

WARM-UP

28/11/2021 09:04

Qualificação iniciado em 9:49:33

Pos	No.	Piloto	Categ	M. Tempo	Diff	Moto	Cidade	Equipe
1	841	FELIPE SANTANA	NAC INIC	58.802		HONDA	BRASNORTE	RODAR AUTO PEÇAS
2	27	EDIPO GOULART	NAC INIC	59.305	0.503	HONDA	JUÍNA	FRANGO MOTOS-VISUAL INVESTIMENTO-NOI
3	17	ALAN ALVES	NAC INIC	59.308	0.506	HONDA	COLORADO DO OESTE	
4	9	MATHEUS ROSA	NAC INIC	1:00.384	1.582	HONDA	ARIPUANÃ	FÊNIX MOTOS-COFORMAG
5	7	HIAGO SOUSA	NAC INIC	1:00.508	1.706	HONDA	JUÍNA	LIMPEX-EXPRESSO LAVA JATO-MARDEGAN SL
6	87	CARLOS BECKER	NAC INIC	1:00.916	2.114	HONDA	BRASNORTE	AGUIAR MOTOS
7	45	ODAIR COSTA	NAC INIC	1:01.138	2.336	HONDA	JUÍNA	STAR MOTOS
8	6	IGOR MIGUEL	NAC INIC	1:01.825	3.023	HONDA	TAPURAH	
9	37	ALESANDRO CAVALCANT	NAC INIC	1:02.525	3.723	HONDA	TAPURAH	CORUJA MOTOS
10	99	WILLIAN SCHULTZ	NAC INIC	1:03.906	5.104	HONDA	ARIPUANÃ	COFORMAG FERRAGENS E FERRAMENTAS
11	21	CHRISTIAN WILLIAN	NAC INIC	1:03.948	5.146	HONDA	JUÍNA	ATUAL ADESIVOS E INSULFILM-RACHERO PR
12	2	JOÃO VITOR	NAC INIC	1:04.331	5.529	HONDA	TAPURAH	CORUJA MOTOS
13	103	MAYCON FERREIRA	NAC INIC	1:04.503	5.701	HONDA	COLORADO DO OESTE	
14	5	MARCOS JULIAN	NAC INIC	1:04.573	5.771	HONDA	BRASNORTE	MF AGRÍCOLA-ATUAL ADESIVOS-MECÂNICA R
15	357	PABLO VIEIRA	NAC INIC	1:05.920	7.118	HONDA	JURUENA	AUTO ELÉTRICA AVENIDA-VANESSA CONFEC
16	113	RICHARD KOHLER	NAC INIC	1:05.931	7.129	HONDA	JURUENA	MGB MOTOS-AMARAL RACING-MADEIREIRA S
17	69	PATRICK VIEIRA	NAC INIC	1:07.229	8.427	HONDA	JUÍNA	
18	115	RONI GOMES	NAC INIC	1:07.416	8.614	HONDA	COLNIZA	FAZENDA FELIZ NATAL-FAZENDA BOA OPÇÃO
19	23	ALEXANDRE	NAC INIC	1:09.544	10.742	HONDA	JUÍNA	JAR SEMI JÓIAS
20	44	ADRIANO DE SÁ	NAC INIC	1:16.607	17.805	HONDA	COLORADO DO OESTE	

Velocross Juína 2021

RODA PRESA

Juína - MT 0,800 Km

CORRIDA

28/11/2021 12:21

Corrida iniciado em 14:08:46

Lap	Lap Tm	Diff	Time of Day
(67) DANIEL NOGUEIRA			
1	1:03.422		14:10:53.686
2	1:03.666	+0.244	14:11:57.352
3	1:05.700	+2.278	14:13:03.052
4	1:05.409	+1.987	14:14:08.461
5	1:04.860	+1.438	14:15:13.321
6	1:04.861	+1.439	14:16:18.182
7	1:04.457	+1.035	14:17:22.639
8	1:05.071	+1.649	14:18:27.710
9	1:04.982	+1.560	14:19:32.692
10	1:07.847	+4.425	14:20:40.539

Lap	Lap Tm	Diff	Time of Day
(65) VANDERLEI NUNES			
1	1:04.381		14:10:55.921
2	1:05.104	+0.723	14:12:01.025
3	1:04.761	+0.380	14:13:05.786
4	1:07.469	+3.088	14:14:13.255
5	1:05.992	+1.611	14:15:19.247
6	1:06.267	+1.886	14:16:25.514
7	1:06.690	+2.309	14:17:32.204
8	1:06.189	+1.808	14:18:38.393
9	1:07.296	+2.915	14:19:45.689
10	1:09.412	+5.031	14:20:55.101

Lap	Lap Tm	Diff	Time of Day
(23) ALEXANDRE			
1	1:06.844	+1.361	14:11:02.341
2	1:06.201	+0.718	14:12:08.542
3	1:05.483		14:13:14.025
4	1:07.289	+1.806	14:14:21.314
5	1:07.196	+1.713	14:15:28.510
6	1:05.505	+0.022	14:16:34.015
7	1:06.304	+0.821	14:17:40.319
8	1:06.557	+1.074	14:18:46.876
9	1:06.415	+0.932	14:19:53.291
10	1:06.201	+0.718	14:20:59.492

Lap	Lap Tm	Diff	Time of Day
(11) EVANDRO FREITAS			
1	1:07.530	+1.938	14:11:00.167
2	1:06.742	+1.150	14:12:06.909
3	1:06.811	+1.219	14:13:13.720
4	1:06.798	+1.206	14:14:20.518
5	1:06.535	+0.943	14:15:27.053
6	1:08.511	+2.919	14:16:35.564
7	1:06.466	+0.874	14:17:42.030
8	1:07.134	+1.542	14:18:49.164
9	1:06.201	+0.609	14:19:55.365
10	1:05.592		14:21:00.957

Lap	Lap Tm	Diff	Time of Day
(3) POLY MENDONÇA			
1	1:08.030	+2.894	14:10:59.159
2	1:06.884	+1.748	14:12:06.043
3	1:08.939	+3.803	14:13:14.982
4	1:08.707	+3.571	14:14:23.689
5	1:08.090	+2.954	14:15:31.779
6	1:06.299	+1.163	14:16:38.078
7	1:06.195	+1.059	14:17:44.273
8	1:06.712	+1.576	14:18:50.985
9	1:06.625	+1.489	14:19:57.610
10	1:05.136		14:21:02.746

Lap	Lap Tm	Diff	Time of Day
(26) RODRIGO AMARELINHO			
1	1:07.188	+2.357	14:11:07.987
2	1:05.548	+0.717	14:12:13.535
3	1:05.332	+0.501	14:13:18.867
4	1:05.255	+0.424	14:14:24.122

Lap	Lap Tm	Diff	Time of Day
5	1:08.101	+3.270	14:15:32.223
6	1:08.942	+4.111	14:16:41.165
7	1:06.240	+1.409	14:17:47.405
8	1:04.831		14:18:52.236
9	1:06.113	+1.282	14:19:58.349
10	1:06.366	+1.535	14:21:04.715

Lap	Lap Tm	Diff	Time of Day
(69) PATRICK VIEIRA			
1	1:07.635	+3.581	14:11:13.105
2	1:06.261	+2.207	14:12:19.366
3	1:07.109	+3.055	14:13:26.475
4	1:05.429	+1.375	14:14:31.904
5	1:05.595	+1.541	14:15:37.499
6	1:05.299	+1.245	14:16:42.798
7	1:04.054		14:17:46.852
8	1:04.719	+0.665	14:18:51.571
9	1:16.724	+12.670	14:20:08.295
10	1:05.565	+1.511	14:21:13.860

Lap	Lap Tm	Diff	Time of Day
(27) CLAUDEMIR SANT'ANA			
1	1:12.615	+3.691	14:11:12.526
2	1:13.173	+4.249	14:12:25.699
3	1:11.812	+2.888	14:13:37.511
4	1:10.867	+1.943	14:14:48.378
5	1:11.423	+2.499	14:15:59.801
6	1:08.924		14:17:08.725
7	1:11.503	+2.579	14:18:20.228
8	1:09.338	+0.414	14:19:29.566
9	1:10.270	+1.346	14:20:39.836
10	1:13.110	+4.186	14:21:52.946

Lap	Lap Tm	Diff	Time of Day
(14) ENIVALDO OLIVEIRA			
1	1:05.374		14:11:47.287
2	1:08.075	+2.701	14:12:55.362
3	1:06.298	+0.924	14:14:01.660
4	1:07.868	+2.494	14:15:09.528
5	1:06.573	+1.199	14:16:16.101
6	1:06.188	+0.814	14:17:22.289
7	1:05.912	+0.538	14:18:28.201
8	1:09.204	+3.830	14:19:37.405
9	1:09.885	+4.511	14:20:47.290

Lap	Lap Tm	Diff	Time of Day
(25) BADU			
1	1:13.442	+5.507	14:11:19.791
2	1:09.847	+1.912	14:12:29.638
3	1:09.433	+1.498	14:13:39.071
4	1:09.994	+2.059	14:14:49.065
5	1:09.509	+1.574	14:15:58.574
6	1:07.935		14:17:06.509
7	1:11.673	+3.738	14:18:18.182
8	1:21.919	+13.984	14:19:40.101
9	1:14.246	+6.311	14:20:54.347

Lap	Lap Tm	Diff	Time of Day
(171) WALISON DE OLIVEIRA			
1	1:16.682	+6.385	14:11:19.420
2	1:14.742	+4.445	14:12:34.162
3	1:12.289	+1.992	14:13:46.451
4	1:12.507	+2.210	14:14:58.958
5	1:10.297		14:16:09.255
6	1:11.901	+1.604	14:17:21.156
7	1:12.258	+1.961	14:18:33.414
8	1:13.179	+2.882	14:19:46.593
9	1:11.215	+0.918	14:20:57.808

Lap	Lap Tm	Diff	Time of Day
(115) RONI GOMES			
1	1:09.259		14:11:13.004

Cronometragem: MARCOS A. MANCINI - Diretor de Prova: JOCEMIR ZAMBONI

Orbits

Velocross Juína 2021

Classificado por voltas

RODA PRESA

Juína - MT 0,800 Km

CORRIDA

28/11/2021 12:21

Corrida iniciado em 14:08:46

Pos	No.	Piloto	Categ	Voltas	Diff	M. Volta	Moto	Cidade	Equipe
1	67	DANIEL NOGUEIRA	RODA PRESA	10		1:03.422	HONDA	JUÍNA	ORTOBOM
2	65	VANDERLEI NUNES	RODA PRESA	10	14.562	1:04.381	HONDA	JUÍNA	DINEI MOTOS
3	23	ALEXANDRE	RODA PRESA	10	18.953	1:05.483	HONDA	JUÍNA	JAR SEMI JÓIAS
4	11	EVANDRO FREITAS	RODA PRESA	10	20.418	1:05.592	HONDA	JUÍNA	VERDE JARDINAGEM
5	3	POLY MENDONÇA	RODA PRESA	10	22.207	1:05.136	HONDA	JUÍNA	IMPÉRIO DAS TENDAS-VISUAL ENVELOPAMEI
6	26	RODRIGO AMARELINH	RODA PRESA	10	24.176	1:04.831	HONDA	BRASNORTE	
7	69	PATRICK VIEIRA	RODA PRESA	10	33.321	1:04.054	HONDA	JUÍNA	
8	27	CLAUDEMIR SANT'ANA	RODA PRESA	10	1:12.407	1:08.924	HONDA	ARIPUANÁ	
9	14	ENIVALDO OLIVEIRA	RODA PRESA	9	1 Volta	1:05.374	HONDA	JUÍNA	
10	25	BADU	RODA PRESA	9	1 Volta	1:07.935	HONDA	JUÍNA	ART FRIO-TOP CELL-LORD BARBEARIA-D ESTA
11	171	WALISON DE OLIVEIR	RODA PRESA	9	1 Volta	1:10.297	HONDA	JUÍNA	DINEI MOTOS-FABRÍCIO HATILA
12	115	RONI GOMES	RODA PRESA	9	1 Volta	1:09.259	HONDA	COLNIZA	FAZENDA FELIZ NATAL-FAZENDA BOA OPÇÃO
13	4	WLADEMIR RODRIGUE	RODA PRESA	8	2 Voltas	1:17.594	HONDA	JUÍNA	
14	8	NETO	RODA PRESA	4	6 Voltas	1:15.728	HONDA	JUINA	LÍDER SOLUÇÕES AGROPECUÁRIAS
15	2	ALAN JHONES	RODA PRESA	1	9 Voltas	1:06.394	HONDA	JUÍNA	VISUAL ENVELOPAMENTO-FRANGO MOTOS

Margin of Victory

Avg. Speed

Best Lap Tm

Best Speed

Best Lap by

14.562

40,357

1:03.422

45,410

67 - DANIEL NOGUEIRA

Cronometragem: MARCOS A. MANCINI - Diretor de Prova: JOCEMIR ZAMBONI

Orbits

Velocross Juína 2021

RODA PRESA

Juína - MT 0,800 Km

WARM-UP

28/11/2021 09:06

Qualificação iniciado em 10:32:58

Lap	Lap Tm	Diff	Time of Day
(65) VANDERLEI NUNES			
1	1:10.230	+7.461	10:35:20.416
2	1:06.020	+3.251	10:36:26.436
3	5:12.613	+4:09.844	10:41:39.049
4	1:02.769		10:42:41.818
5	1:05.547	+2.778	10:43:47.365
(3) POLY MENDONÇA			
1	1:04.988	+1.583	10:35:28.981
2	2:51.977	+1:48.572	10:38:20.958
3	1:10.018	+6.613	10:39:30.976
4	1:30.157	+26.752	10:41:01.133
5	1:07.247	+3.842	10:42:08.380
6	1:03.405		10:43:11.785
7	1:08.300	+4.895	10:44:20.085
(67) DANIEL NOGUEIRA			
1	1:07.016	+3.438	10:34:43.760
2	1:05.657	+2.079	10:35:49.417
3	1:04.276	+0.698	10:36:53.693
4	1:05.850	+2.272	10:37:59.543
5	1:04.209	+0.631	10:39:03.752
6	1:03.578		10:40:07.330
7	1:05.489	+1.911	10:41:12.819
8	1:05.910	+2.332	10:42:18.729
9	1:28.304	+24.726	10:43:47.033
(23) ALEXANDRE			
1	1:09.030	+4.795	10:35:11.640
2	1:05.416	+1.181	10:36:17.056
3	1:10.222	+5.987	10:37:27.278
4	1:07.014	+2.779	10:38:34.292
5	1:06.997	+2.762	10:39:41.289
6	1:06.718	+2.483	10:40:48.007
7	1:04.235		10:41:52.242
8	1:05.338	+1.103	10:42:57.580
9	1:05.622	+1.387	10:44:03.202
(5) MARCOS CARDOSO			
1	1:05.430	+1.156	10:35:54.867
2	1:05.484	+1.210	10:37:00.351
3	1:04.274		10:38:04.625
4	1:35.644	+31.370	10:39:40.269
(26) RODRIGO AMERELINHO			
1	1:07.480	+3.017	10:34:34.608
2	1:05.558	+1.095	10:35:40.166
3	1:04.880	+0.417	10:36:45.046
4	1:05.345	+0.882	10:37:50.391
5	1:04.463		10:38:54.854
6	4:32.600	+3:28.137	10:43:27.454
(115) RONI GOMES			
1	1:12.097	+7.165	10:34:57.450
2	1:08.143	+3.211	10:36:05.593
3	1:04.932		10:37:10.525
4	1:06.041	+1.109	10:38:16.566
5	1:12.809	+7.877	10:39:29.375
6	1:06.233	+1.301	10:40:35.608
7	1:05.535	+0.603	10:41:41.143
8	1:06.388	+1.456	10:42:47.531
9	1:11.826	+6.894	10:43:59.357
(11) EVANDRO FREITAS			
1	1:07.489	+2.190	10:34:36.455

Lap	Lap Tm	Diff	Time of Day
2	1:05.299		10:35:41.754
3	3:04.247	+1:58.948	10:38:46.001
4	1:20.225	+14.926	10:40:06.226
(69) PATRICK VIEIRA			
1	1:15.827	+9.946	10:35:00.749
2	1:09.219	+3.338	10:36:09.968
3	1:07.137	+1.256	10:37:17.105
4	1:07.339	+1.458	10:38:24.444
5	1:10.975	+5.094	10:39:35.419
6	1:14.443	+8.562	10:40:49.862
7	1:05.881		10:41:55.743
8	1:06.418	+0.537	10:43:02.161
9	1:06.050	+0.169	10:44:08.211
(25) BADU			
1	1:10.596	+2.721	10:34:41.156
2	1:07.875		10:35:49.031
3	1:09.924	+2.049	10:36:58.955
4	1:09.644	+1.769	10:38:08.599
5	1:09.422	+1.547	10:39:18.021
6	1:10.063	+2.188	10:40:28.084
7	1:09.210	+1.335	10:41:37.294
8	1:08.872	+0.997	10:42:46.166
9	1:08.067	+0.192	10:43:54.233
(171) WALISON DE OLIVEIRA			
1	1:17.174	+4.256	10:35:00.116
2	1:15.185	+2.267	10:36:15.301
3	1:14.001	+1.083	10:37:29.302
4	1:15.033	+2.115	10:38:44.335
5	1:13.407	+0.489	10:39:57.742
6	1:14.690	+1.772	10:41:12.432
7	1:12.918		10:42:25.350
8	1:53.813	+40.895	10:44:19.163
(27) CLAUDEMIR SANT'ANA			
1	1:14.586	+0.463	10:35:10.454
2	1:14.123		10:36:24.577
3	1:24.067	+9.944	10:37:48.644
4	1:18.115	+3.992	10:39:06.759
(4) WLADEMIR RODRIGUES			
1	1:25.014	+6.273	10:35:20.095
2	1:23.726	+4.985	10:36:43.821
3	1:22.375	+3.634	10:38:06.196
4	1:22.484	+3.743	10:39:28.680
5	1:20.631	+1.890	10:40:49.311
6	1:18.741		10:42:08.052
7	1:21.446	+2.705	10:43:29.498

Cronometragem: MARCOS A. MANCINI - Diretor de Prova: JOCEMIR ZAMBONI

Orbits

Velocross Juína 2021

Classificado pela melhor volta

RODA PRESA

Juína - MT 0,800 Km

WARM-UP

28/11/2021 09:06

Qualificação iniciado em 10:32:58

Pos	No.	Piloto	Categ	M. Tempo	Diff	Moto	Cidade	Equipe
1	65	VANDERLEI NUNES	RODA PRESA	1:02.769		HONDA	JUÍNA	DINEI MOTOS
2	3	POLY MENDONÇA	RODA PRESA	1:03.405	0.636	HONDA	JUÍNA	IMPÉRIO DAS TENDAS-VISUAL ENVELOPAMEI
3	67	DANIEL NOGUEIRA	RODA PRESA	1:03.578	0.809	HONDA	JUÍNA	ORTOBOM
4	23	ALEXANDRE	RODA PRESA	1:04.235	1.466	HONDA	JUÍNA	JAR SEMI JÓIAS
5	5	MARCOS CARDOSO	RODA PRESA	1:04.274	1.505	HONDA	BRASNORTE	MF AGRÍCOLA
6	26	RODRIGO AMERELINHO	RODA PRESA	1:04.463	1.694	HONDA	BRASNORTE	
7	115	RONI GOMES	RODA PRESA	1:04.932	2.163	HONDA	COLNIZA	FAZENDA FELIZ NATAL-FAZENDA BOA OPÇÃO
8	11	EVANDRO FREITAS	RODA PRESA	1:05.299	2.530	HONDA	JUÍNA	VERDE JARDINAGEM
9	69	PATRICK VIEIRA	RODA PRESA	1:05.881	3.112	HONDA	JUÍNA	
10	25	BADU	RODA PRESA	1:07.875	5.106	HONDA	JUÍNA	ART FRIO-TOP CELL-LORD BARBEARIA-DESTA
11	171	WALISON DE OLIVEIRA	RODA PRESA	1:12.918	10.149	HONDA	JUÍNA	DINEI MOTOS-FABRÍCIO HATILA
12	27	CLAUDEMIR SANT'ANA	RODA PRESA	1:14.123	11.354	HONDA	ARIPUANÃ	
13	4	WLADEMIR RODRIGUES	RODA PRESA	1:18.741	15.972	HONDA	JUÍNA	

Velocross Juína 2021

VX DAS CIDADES

Juína - MT 0,800 Km

CORRIDA

28/11/2021 12:26

Corrida iniciado em 16:45:02

Lap	Lap Tm	Diff	Time of Day
12	1:05.923	+1.636	16:59:36.101
13	1:04.664	+0.377	17:00:40.765
14	1:06.618	+2.331	17:01:47.383

(21) CRISTIAN

Lap	Lap Tm	Diff	Time of Day
1	1:08.534	+2.663	16:47:20.973
2	1:08.218	+2.347	16:48:29.191
3	1:08.675	+2.804	16:49:37.866
4	1:07.205	+1.334	16:50:45.071
5	1:07.878	+2.007	16:51:52.949
6	1:07.943	+2.072	16:53:00.892
7	1:07.365	+1.494	16:54:08.257
8	1:06.336	+0.465	16:55:14.593
9	1:07.406	+1.535	16:56:21.999
10	1:05.871		16:57:27.870
11	1:07.529	+1.658	16:58:35.399
12	1:07.662	+1.791	16:59:43.061
13	1:08.861	+2.990	17:00:51.922
14	1:09.220	+3.349	17:02:01.142

(67) GALEGO

Lap	Lap Tm	Diff	Time of Day
1	1:09.389	+4.599	16:47:16.856
2	1:06.932	+2.142	16:48:23.788
3	1:06.587	+1.797	16:49:30.375
4	1:33.833	+29.043	16:51:04.208
5	1:04.790		16:52:08.998
6	1:05.814	+1.024	16:53:14.812
7	1:05.188	+0.398	16:54:20.000
8	1:05.813	+1.023	16:55:25.813
9	1:05.523	+0.733	16:56:31.336
10	1:07.891	+3.101	16:57:39.227
11	1:07.770	+2.980	16:58:46.997
12	1:05.225	+0.435	16:59:52.222
13	1:08.034	+3.244	17:01:00.256
14	1:08.649	+3.859	17:02:08.905

(37) ALESANDRO CAVALCANTE

Lap	Lap Tm	Diff	Time of Day
1	1:09.431	+2.047	16:47:24.569
2	1:09.059	+1.675	16:48:33.628
3	1:08.658	+1.274	16:49:42.286
4	1:07.548	+0.164	16:50:49.834
5	1:07.384		16:51:57.218
6	1:08.040	+0.656	16:53:05.258
7	1:08.804	+1.420	16:54:14.062
8	1:08.596	+1.212	16:55:22.658
9	1:09.724	+2.340	16:56:32.382
10	1:11.344	+3.960	16:57:43.726
11	1:08.391	+1.007	16:58:52.117
12	1:09.216	+1.832	17:00:01.333
13	1:07.504	+0.120	17:01:08.837
14	1:10.761	+3.377	17:02:19.598

(271) ALEXANDRE JUNIOR

Lap	Lap Tm	Diff	Time of Day
1	1:07.294	+4.907	16:47:11.551
2	1:07.791	+5.404	16:48:19.342
3	1:04.751	+2.364	16:49:24.093
4	1:03.150	+0.763	16:50:27.243
5	1:02.387		16:51:29.630
6	1:02.839	+0.452	16:52:32.469
7	1:20.174	+17.787	16:53:52.643
8	1:02.805	+0.418	16:54:55.448
9	1:02.810	+0.423	16:55:58.258
10	1:05.424	+3.037	16:57:03.682
11	1:05.503	+3.116	16:58:09.185
12	1:04.615	+2.228	16:59:13.800
13	1:03.216	+0.829	17:00:17.016

Lap	Lap Tm	Diff	Time of Day
(101) ROÉRIO MONTOYA			

Lap	Lap Tm	Diff	Time of Day
1	1:03.623	+2.394	16:48:11.518
2	1:02.512	+1.283	16:49:14.030
3	1:05.106	+3.877	16:50:19.136
4	1:02.333	+1.104	16:51:21.469
5	1:02.943	+1.714	16:52:24.412
6	1:04.087	+2.858	16:53:28.499
7	1:01.229		16:54:29.728
8	1:02.480	+1.251	16:55:32.208
9	1:03.131	+1.902	16:56:35.339
10	1:04.337	+3.108	16:57:39.676
11	1:02.836	+1.607	16:58:42.512
12	1:02.758	+1.529	16:59:45.270
13	1:01.975	+0.746	17:00:47.245

(5) MARCOS CARDOSO

Lap	Lap Tm	Diff	Time of Day
1	1:10.106	+3.313	16:47:27.961
2	1:15.374	+8.581	16:48:43.335
3	1:23.766	+16.973	16:50:07.101
4	1:06.793		16:51:13.894
5	1:12.390	+5.597	16:52:26.284
6	1:07.493	+0.700	16:53:33.777
7	1:09.383	+2.590	16:54:43.160
8	1:08.187	+1.394	16:55:51.347
9	1:09.796	+3.003	16:57:01.143
10	1:07.808	+1.015	16:58:08.951
11	1:09.883	+3.090	16:59:18.834
12	1:10.007	+3.214	17:00:28.841
13	1:09.440	+2.647	17:01:38.281

(22) DANILO

Lap	Lap Tm	Diff	Time of Day
1	1:06.793	+1.331	16:47:25.149
2	1:05.462		16:48:30.611
3	1:05.624	+0.162	16:49:36.235
4	1:07.804	+2.342	16:50:44.039
5	1:05.866	+0.404	16:51:49.905
6	1:07.706	+2.244	16:52:57.611
7	1:11.200	+5.738	16:54:08.811
8	1:22.514	+17.052	16:55:31.325

(9) RIAN

Lap	Lap Tm	Diff	Time of Day
1	1:00.099	+0.193	16:46:57.080
2	1:01.434	+1.528	16:47:58.514
3	59.906		16:48:58.420
4	1:02.456	+2.550	16:50:00.876
5	1:01.800	+1.894	16:51:02.676
6	1:00.808	+0.902	16:52:03.484

(83) EDGAR

Lap	Lap Tm	Diff	Time of Day
1	1:11.712		16:47:54.813

Velocross Juína 2021

Classificado por voltas

VX DAS CIDADES

Juína - MT 0,800 Km

CORRIDA

28/11/2021 12:26

Corrida iniciado em 16:45:02

Pos	No.	Piloto	Categ	Voltas	Diff	M. Volta	Moto	Cidade	Equipe
1	3	FELIPE MENDONCA	VX DAS CIDADES	15		59.770	HONDA	JUÍNA A	FRANGO MOTOS
2	841	FELIPE SANTANA	VX DAS CIDADES	15	19.432	1:01.084	HONDA	BRASNORTE B	PREFEITURA MUNICIPAL DE BRASNORTE
3	96	DEARO	VX DAS CIDADES	15	25.199	1:02.372	HONDA	BRASNORTE A	PREFEITURA MUNICIPAL DE BRASNORTE
4	19	MATHEUS	VX DAS CIDADES	15	43.734	1:02.693	HONDA	ARIPUANÃ	
5	12	RACHERO	VX DAS CIDADES	15	47.441	1:01.505	HONDA	BRASNORTE A	PREFEITURA MUNICIPAL DE BRASNORTE
6	87	SAPO	VX DAS CIDADES	15	55.447	1:04.154	HONDA	BRASNORTE A	PREFEITURA MUNICIPAL DE BRASNORTE
7	45	ODAIR COSTA	VX DAS CIDADES	15	56.459	1:03.842	HONDA	JUÍNA B	STAR MOTOS
8	6	HIGOR MIGUEL	VX DAS CIDADES	15	1:00.809	1:03.691	HONDA	TAPURAH	CORUJA MOTOS
9	7	HIAGO SOUZA	VX DAS CIDADES	15	1:02.809	1:03.858	HONDA	JUÍNA A	FRANGO MOTOS
10	23	WISLAN	VX DAS CIDADES	14	1 Volta	1:04.112	HONDA	JUÍNA A	FRANGO MOTOS
11	99	WILIAN	VX DAS CIDADES	14	1 Volta	1:04.330	HONDA	ARIPUANÃ	
12	357	PABLO	VX DAS CIDADES	14	1 Volta	1:04.287	HONDA	JURUENA	
13	21	CRISTIAN	VX DAS CIDADES	14	1 Volta	1:05.871	HONDA	BRASNORTE B	PREFEITURA MUNICIPAL DE BRASNORTE
14	67	GALEGO	VX DAS CIDADES	14	1 Volta	1:04.790	HONDA	JUÍNA B	STAR MOTOS
15	37	ALESANDRO CAVALCAN	VX DAS CIDADES	14	1 Volta	1:07.384	HONDA	TAPURAH	CORUJA MOTOS
16	271	ALEXANDRE JUNIOR	VX DAS CIDADES	13	2 Voltas	1:02.387	HONDA	TAPURAH	CORUJA MOTOS
17	101	ROÉRIO MONTOYA	VX DAS CIDADES	13	2 Voltas	1:01.229	HONDA	ARIPUANÃ	
18	5	MARCOS CARDOSO	VX DAS CIDADES	13	2 Voltas	1:06.793	HONDA	BRASNORTE B	PREFEITURA MUNICIPAL DE BRASNORTE
19	22	DANILO	VX DAS CIDADES	8	7 Voltas	1:05.462	HONDA	JURUENA	
20	9	RIAN	VX DAS CIDADES	6	9 Voltas	59.906	HONDA	JURUENA	
21	83	EDGAR	VX DAS CIDADES	1	14 Voltas	1:11.712	HONDA	JUÍNA B	STAR MOTOS

Margin of Victory

Avg. Speed

Best Lap Tm

Best Speed

Best Lap by

19.432

43,592

59.770

48,185

3 - FELIPE MENDONCA

Cronometragem: MARCOS A. MANCINI - Diretor de Prova: JOCEMIR ZAMBONI

Orbits

Velocross Juína 2021

VX DAS CIDADES

Juína - MT 0,800 Km

WARM-UP

28/11/2021 09:11

Qualificação iniciado em 12:06:47

Lap	Lap Tm	Diff	Time of Day	Lap	Lap Tm	Diff	Time of Day	Lap	Lap Tm	Diff	Time of Day								
(3) FELIPE MENDONCA																			
1	58.127	+1.834	12:08:31.194	6	1:00.192	+1.027	12:14:14.399	2	1:04.009	+2.331	12:09:57.220								
2	57.016	+0.723	12:09:28.210	7	59.868	+0.703	12:15:14.267	3	1:03.567	+1.889	12:11:00.787								
3	57.097	+0.804	12:10:25.307	8	1:38.082	+38.917	12:16:52.349	4	1:01.678		12:12:02.465								
4	57.756	+1.463	12:11:23.063	9	59.165		12:17:51.514	5	1:03.277	+1.599	12:13:05.742								
5	59.894	+3.601	12:12:22.957	10	1:05.082	+5.917	12:18:56.596												
6	1:46.140	+49.847	12:14:09.097	11	1:10.670	+11.505	12:20:07.266												
7	57.108	+0.815	12:15:06.205	(27) EDIPO FRANGO															
8	1:01.112	+4.819	12:16:07.317	1	1:16.588	+17.315	12:09:20.032												
9	58.356	+2.063	12:17:05.673	2	1:01.784	+2.511	12:10:21.816												
10	56.293		12:18:01.966	3	59.578	+0.305	12:11:21.394												
11	1:00.623	+4.330	12:19:02.589	4	1:03.229	+3.956	12:12:24.623												
(9) RIAN																			
1	58.380	+1.849	12:08:49.052	5	1:00.343	+1.070	12:13:24.966												
2	58.118	+1.587	12:09:47.170	6	1:00.770	+1.497	12:14:25.736												
3	56.531		12:10:43.701	7	1:43.456	+44.183	12:16:09.192												
(96) DEARO																			
1	1:37.231	+39.374	12:09:25.794	8	59.273		12:17:08.465												
2	57.857		12:10:23.651	9	59.321	+0.048	12:18:07.786												
3	59.005	+1.148	12:11:22.656	10	1:00.749	+1.476	12:19:08.535												
4	1:02.639	+4.782	12:12:25.295	(45) ODAIR COSTA															
5	1:02.379	+4.522	12:13:27.674	1	1:00.449	+0.587	12:08:37.327												
(19) MATEUS ROSA																			
1	1:02.936	+4.188	12:08:47.402	2	1:00.212	+0.350	12:09:37.539												
2	59.413	+0.665	12:09:46.815	3	1:00.880	+1.018	12:10:38.419												
3	1:00.873	+2.125	12:10:47.688	4	59.862		12:11:38.281												
4	1:00.935	+2.187	12:11:48.623	5	1:00.785	+0.923	12:12:39.066												
5	59.719	+0.971	12:12:48.342	(7) THIAGO SOUZA															
6	2:29.548	+1:30.800	12:15:17.890	1	1:03.307	+3.225	12:08:59.394												
7	58.748		12:16:16.638	2	1:36.841	+36.759	12:10:36.235												
8	1:01.479	+2.731	12:17:18.117	3	1:00.082		12:11:36.317												
9	59.127	+0.379	12:18:17.244	4	1:06.266	+6.184	12:12:42.583												
(841) FELIPE SANTANA																			
1	1:01.380	+2.567	12:08:42.371	5	1:00.173	+0.091	12:13:42.756												
2	4:04.854	+3:06.041	12:12:47.225	6	1:28.786	+28.704	12:15:11.542												
3	1:00.726	+1.913	12:13:47.951	7	1:01.214	+1.132	12:16:12.756												
4	1:31.838	+33.025	12:15:19.789	8	1:01.005	+0.923	12:17:13.761												
5	58.813		12:16:18.602	9	1:20.883	+20.801	12:18:34.644												
6	1:00.765	+1.952	12:17:19.367	10	1:45.931	+45.849	12:20:20.575												
7	1:51.618	+52.805	12:19:10.985	(22) DANILO															
8	1:02.292	+3.479	12:20:13.277	1	1:02.449	+1.271	12:08:45.215												
(6) HIGOR MIGUEL																			
1	1:01.248	+2.159	12:08:41.250	2	1:05.790	+4.612	12:09:51.005												
2	1:01.496	+2.407	12:09:42.746	3	1:02.454	+1.276	12:10:53.459												
3	1:00.390	+1.301	12:10:43.136	4	1:02.843	+1.665	12:11:56.302												
4	1:04.017	+4.928	12:11:47.153	5	1:02.825	+1.647	12:12:59.127												
5	1:09.874	+10.785	12:12:57.027	6	1:02.325	+1.147	12:14:01.452												
6	1:00.575	+1.486	12:13:57.602	7	1:02.519	+1.341	12:15:03.971												
7	59.089		12:14:56.691	8	1:01.178		12:16:05.149												
8	1:00.180	+1.091	12:15:56.871	9	1:18.444	+17.266	12:17:23.593												
9	1:00.231	+1.142	12:16:57.102	(49) GALEGO															
10	1:00.824	+1.735	12:17:57.926	1	1:03.906	+2.561	12:09:40.895												
11	1:18.444	+19.355	12:19:16.370	2	1:01.345		12:10:42.240												
(271) ALEXANDRE JUNIOR																			
1	1:00.912	+1.747	12:09:07.070	(21) CRISTIAN															
2	1:06.229	+7.064	12:10:13.299	1	1:18.189	+16.796	12:09:05.283												
3	1:00.544	+1.379	12:11:13.843	2	1:05.135	+3.742	12:10:10.418												
4	59.506	+0.341	12:12:13.349	3	1:01.393		12:11:11.811												
5	1:00.858	+1.693	12:13:14.207	4	1:03.541	+2.148	12:12:15.352												
												5	1:04.472	+3.079	12:13:19.824				
												6	2:04.711	+1:03.318	12:15:24.535				
												7	1:06.526	+5.133	12:16:31.061				
												8	1:07.360	+5.967	12:17:38.421				
												9	1:05.455	+4.062	12:18:43.876				
(357) PABLO																			
1	1:03.459	+1.781	12:08:53.211																
(37) ALESANDRO CAVALCANTE																			
1	1:05.767	+3.891	12:08:54.971																
2	1:05.003	+3.127	12:09:59.974																
3	1:03.482	+1.606	12:11:03.456																
4	1:02.536	+0.660	12:12:05.992																
5	1:02.823	+0.947	12:13:08.815																
6	1:02.136	+0.260	12:14:10.951																
7	1:02.249	+0.373	12:15:13.200																
8	1:01.951	+0.075	12:16:15.151																
9	1:01.876		12:17:17.027																
10	1:40.765	+38.889	12:18:57.792																
11	1:03.756	+1.880	12:20:01.548																
(99) WILIAN																			
1	1:08.317	+6.065	12:09:13.179																
2	1:03.143	+0.891	12:10:16.322																
3	1:03.199	+0.947	12:11:19.521																
4	1:09.082	+6.830	12:12:28.603																
5	1:02.252		12:13:30.855																
6	2:10.859	+1:08.607	12:15:41.714																
7	3:48.534	+2:46.282	12:19:30.248																
(5) MARCOS CARDOSO																			
1	1:10.470	+6.673	12:09:04.740																
2	1:07.727	+3.930	12:10:12.467																
3	1:06.471	+2.674	12:11:19.938																
4	1:05.244	+1.447	12:12:24.182																
5	1:05.437	+1.640	12:13:29.619																
6	1:59.984	+56.187	12:15:29.603																
7	1:05.060	+1.263	12:16:34.663																
8	1:04.398	+0.601	12:17:39.061																
9	1:03.797		12:18:42.858																
(90) SAPO																			
1	1:06.313		12:09:17.284																

Cronometragem: MARCOS A. MANCINI - Diretor de Prova: JOCEMIR ZAMBONI

Orbits

Velocross Juína 2021

Classificado pela melhor volta

VX DAS CIDADES

Juína - MT 0,800 Km

WARM-UP

28/11/2021 09:11

Qualificação iniciado em 12:06:47

Pos	No.	Piloto	Categ	M. Tempo	Diff	Moto	Cidade	Equipe
1	3	FELIPE MENDONCA	VX DAS CIDADES	56.293		HONDA	JUÍNA A	FRANGO MOTOS
2	9	RIAN	VX DAS CIDADES	56.531	0.238	HONDA	JURUENA	
3	96	DEARO	VX DAS CIDADES	57.857	1.564	HONDA	BRASNORTE A	PREFEITURA MUNICIPAL DE BRASNORTE
4	19	MATEUS ROSA	VX DAS CIDADES	58.748	2.455	HONDA	ARIPUANÁ	
5	841	FELIPE SANTANA	VX DAS CIDADES	58.813	2.520	HONDA	BRASNORTE B	PREFEITURA MUNICIPAL DE BRASNORTE
6	6	HIGOR MIGUEL	VX DAS CIDADES	59.089	2.796	HONDA	TAPURAH	CORUJA MOTOS
7	271	ALEXANDRE JUNIOR	VX DAS CIDADES	59.165	2.872	HONDA	TAPURAH	CORUJA MOTOS
8	27	EDIPO FRANGO	VX DAS CIDADES	59.273	2.980	HONDA	JUÍNA A	FRANGO MOTOS
9	45	ODAIR COSTA	VX DAS CIDADES	59.862	3.569	HONDA	JUÍNA B	STAR MOTOS
10	7	THIAGO SOUZA	VX DAS CIDADES	1:00.082	3.789	HONDA	JUÍNA A	FRANGO MOTOS
11	22	DANILO	VX DAS CIDADES	1:01.178	4.885	HONDA	JURUENA	
12	49	GALEGO	VX DAS CIDADES	1:01.345	5.052	HONDA	JUÍNA B	STAR MOTOS
13	21	CRISTIAN	VX DAS CIDADES	1:01.393	5.100	HONDA	BRASNORTE B	PREFEITURA MUNICIPAL DE BRASNORTE
14	357	PABLO	VX DAS CIDADES	1:01.678	5.385	HONDA	JURUENA	
15	37	ALESANDRO CAVALCANT	VX DAS CIDADES	1:01.876	5.583	HONDA	TAPURAH	CORUJA MOTOS
16	99	WILIAN	VX DAS CIDADES	1:02.252	5.959	HONDA	ARIPUANÁ	
17	5	MARCOS CARDOSO	VX DAS CIDADES	1:03.797	7.504	HONDA	BRASNORTE B	PREFEITURA MUNICIPAL DE BRASNORTE
18	90	SAPO	VX DAS CIDADES	1:06.313	10.020	HONDA	BRASNORTE A	PREFEITURA MUNICIPAL DE BRASNORTE